



The Regulation and  
Quality Improvement  
Authority

## **Announced Inspection**

**Name of Establishment:** O'Doherty Dental Care Ltd  
**Establishment ID No:** 11634  
**Date of Inspection:** 10 April 2014  
**Inspector's Name:** Stephen O'Connor  
**Inspection No:** 16693

**The Regulation and Quality Improvement Authority**  
9th floor Riverside Tower, 5 Lanyon Place, Belfast, BT1 3BT  
Tel: 028 9051 7500 Fax: 028 9051 7501

**1.0 General Information**

<b>Name of establishment:</b>	O'Doherty Dental Care Ltd
<b>Address:</b>	143 Longstone Street LISBURN BT28 1TY
<b>Telephone number:</b>	028 9266 2518
<b>Registered organisation / Responsible individual:</b>	O'Doherty Dental Care Ltd Mr John O'Doherty
<b>Registered manager:</b>	Ms Angela Rice
<b>Person in charge of the establishment at the time of Inspection:</b>	Mr John O'Doherty
<b>Registration category:</b>	IH-DT
<b>Type of service provision:</b>	Private dental treatment
<b>Maximum number of places registered: (dental chairs)</b>	4
<b>Date and type of previous inspection:</b>	Announced Inspection 12 September 2013
<b>Date and time of inspection:</b>	10 April 2014 10:00 – 11:50
<b>Name of inspector:</b>	Stephen O'Connor

## 2.0 Introduction

The Regulation and Quality Improvement Authority (RQIA) is empowered under The Health and Personal Social Services (Quality, Improvement and Regulation) (Northern Ireland) Order 2003 to inspect dental practices providing private dental care and treatment. A minimum of one inspection per year is required.

This is a report of the announced inspection to assess the quality of services being provided. The report details the extent to which the standards measured during inspection were met.

## 3.0 Purpose of the Inspection

The purpose of this inspection was to consider whether the service provided to patients was in accordance with their assessed needs and preferences and was in compliance with legislative requirements, minimum standards and other good practice indicators. This was achieved through a process of analysis and evaluation of available evidence.

RQIA not only seeks to ensure that compliance with regulations and standards is met but also aims to use inspection to support providers in improving the quality of services. For this reason, inspection involves in-depth examination of an identified number of aspects of service provision.

The aims of the inspection were to examine the policies, practices and monitoring arrangements for the provision of dental care, and to determine the provider's compliance with the following:

- The HPSS (Quality, Improvement and Regulation) (Northern Ireland) Order 2003;
- The Independent Health Care Regulations (Northern Ireland) 2005;
- The Regulation and Improvement Authority (Independent Health Care) (Fees and Frequency of Inspections) (Amendment) Regulations (Northern Ireland) 2011;
- The Minimum Standards for Dental Care and Treatment 2011; and
- Health Technical Memorandum HTM 01-05: Decontamination in Primary Care Dental Practices and Professional Estates Letter (PEL) (13) 13.

Other published standards which guide best practice may also be referenced during the inspection process.

#### 4.0 Methods/Process

Committed to a culture of learning, the RQIA has developed an approach which uses self-assessment, a critical tool for learning, as a method for preliminary assessment of achievement of the Minimum Standards.

The inspection process has three key parts; self-assessment (including completion of self-declaration), pre-inspection analysis and the inspection visit by the inspector.

Specific methods/processes used in this inspection include the following:

- a self-assessment was submitted prior to the inspection and has been analysed;
- discussion with Mr John O'Doherty, responsible individual and Ms Angela Rice, registered manager;
- examination of relevant records;
- consultation with relevant staff;
- tour of the premises; and
- evaluation and feedback.

Any other information received by RQIA about this practice has also been considered by the inspector in preparing for this inspection.

#### 5.0 Consultation Process

During the course of the inspection, the inspector spoke with staff on duty. Questionnaires were provided to staff prior to the inspection by the practice, on behalf of the RQIA to establish their views regarding the service. Matters raised by staff were addressed by the inspector during the course of this inspection:

	<b>Number</b>	
<b>Discussion with staff</b>	2	
<b>Staff Questionnaires</b>	10 issued	7 returned

Prior to the inspection the registered person/s were asked, in the form of a declaration, to confirm that they have a process in place for consulting with service users and that a summary of the findings has been made available. The consultation process may be reviewed during this inspection.

## 6.0 Inspection Focus

The inspection sought to establish the level of compliance achieved with respect to the selected DHSSPS Minimum Standards for Dental Care and Treatment and a thematic focus incorporating selected standards and good practice indicators. An assessment on the progress in relation to the issues raised during and since the previous inspection was also undertaken.

In 2012 the DHSSPS requested that RQIA make compliance with best practice in local decontamination, as outlined in HTM 01-05 Decontamination in Primary Care Dental Premises, a focus for the 2013/14 inspection year.

The DHSSPS and RQIA took the decision to review compliance with best practice over two years. The focus of the two years is as follows:

- Year 1 – Decontamination – 2013/14 inspection year
- Year 2 - Cross infection control – 2014/15 inspection year

### **Standard 13 – Prevention and Control of Infection [Safe and effective care]**

**The dental service takes every reasonable precaution to make sure you are not exposed to risk of infection.**

The decontamination section of the Infection Prevention Society Audit tool, which has been endorsed by the Department of Health, was used as a framework for development of a self-assessment tool and for planned inspections during 2013/14.

The following sections of the 2013 edition of the Infection Prevention Society Audit tool, which has been endorsed by the Department of Health have been used as a framework for the development of a self-assessment tool and for planned inspections in 2014/15:

- Prevention of Blood-borne virus exposure
- Environmental design and cleaning
- Hand Hygiene
- Management of Dental Medical Devices
- Personal Protective Equipment
- Waste

A number of aspects of the Decontamination section of the Audit tool have also been revisited.

RQIA have highlighted good practice guidance sources to service providers, making them available on our website where possible. Where appropriate, requirements will be made against legislation and recommendations will be made against DHSSPS Minimum Standards for Dental Care and Treatment (2011) and other recognised good practice guidance documents.

The registered provider/manager and the inspector have each rated the practice's compliance level against each section of the self-assessment.

The table below sets out the definitions that RQIA has used to categorise the service's performance:

<b>Guidance - Compliance statements</b>		
<b>Compliance statement</b>	<b>Definition</b>	<b>Resulting Action in Inspection Report</b>
<b>0 - Not applicable</b>		A reason must be clearly stated in the assessment contained within the inspection report.
<b>1 - Unlikely to become compliant</b>		A reason must be clearly stated in the assessment contained within the inspection report.
<b>2 - Not compliant</b>	Compliance could not be demonstrated by the date of the inspection.	In most situations this will result in a requirement or recommendation being made within the inspection report.
<b>3 - Moving towards compliance</b>	Compliance could not be demonstrated by the date of the inspection. However, the service could demonstrate a convincing plan for full compliance by the end of the Inspection year.	In most situations this will result in a requirement or recommendation being made within the inspection report.
<b>4 – Substantially Compliant</b>	Arrangements for compliance were demonstrated during the inspection. However, appropriate systems for regular monitoring, review and revision are not yet in place.	In most situations this will result in a recommendation, or in some circumstances a requirement, being made within the inspection report.
<b>5 – Compliant</b>	Arrangements for compliance were demonstrated during the inspection. There are appropriate systems in place for regular monitoring, review and any necessary revisions to be undertaken.	In most situations this will result in an area of good practice being identified and comment being made within the inspection report.

## 7.0 Profile of Service

O'Doherty Dental Care Limited is located within a former residential building which has been extensively renovated to provide a dental practice. The practice is located on Longstone Street, close to the centre of Lisburn. Public car parking is available close by.

As all surgeries and toilet facilities are located on the first floor, the practice is not accessible to patients with a disability. However, arrangements are in place to accommodate these patients through domiciliary visits. When this is not possible, onward referrals are made.

The practice currently provides four surgeries, a separate decontamination room, reception area, an x-ray room, staff and storage facilities. A waiting area, consultation area and toilets for patient use are also available.

O'Doherty Dental Care Limited operates four dental chairs, providing both private and NHS dental care. Mr O'Doherty works alongside two associate dentists, and they are supported by a registered manager and a team of dental nurses and administrative staff.

The establishment's statement of purpose outlines the range of services provided.

This practice is registered as an independent hospital (IH) providing dental treatment (DT).

## 8.0 Summary of Inspection

This announced inspection of O'Doherty Dental Care Limited was undertaken by Stephen O'Connor on 10 April 2014 between the hours of 10:00 and 11:50. Mr John O'Doherty, responsible individual was available for verbal feedback at the conclusion of the inspection. The inspection was facilitated by Ms Angela Rice, registered manager, who was also available for verbal feedback at the conclusion of the inspection.

The requirements and recommendations made as a result of the previous inspection were also examined. Observations and discussion demonstrated that the requirements and recommendations made have been addressed and compliance achieved. The detail of the action taken by Mr O'Doherty and Ms Rice can be viewed in the section following this summary.

Prior to the inspection, Mr O'Doherty and Ms Rice completed a self-assessment using the standard criteria outlined in the theme inspected. The comments provided by Mr O'Doherty and Ms Rice in the self-assessment were not altered in any way by RQIA. On review of the submitted self-assessment the inspector observed that Mr O'Doherty and Ms Rice had omitted to rate the practice's level of compliance under each section. This was discussed with Mr Doherty and Ms Rice with the view to the completion of future self-assessments. The self-assessment is included as appendix one in this report.

During the course of the inspection the inspector met with staff, discussed operational issues, examined a selection of records and carried out a general inspection of the establishment.

Questionnaires were also issued to staff; seven were returned to RQIA within the timescale required. Review of submitted questionnaires and discussion with staff evidenced that staff were knowledgeable regarding the inspection theme and that they have received training appropriate to their relevant roles. Staff confirmed that they are familiar with the practice policies and procedures and have received infection prevention and control training. Clinical staff confirmed that they have been immunised against Hepatitis B.

### **Inspection Theme – Cross infection control**

Dental practices in Northern Ireland have been directed by the DHSSPS, that best practice recommendations in the Health Technical Memorandum (HTM) 01-05, Decontamination in primary care dental practices, along with Northern Ireland amendments, should have been fully implemented by November 2012. HTM 01-05 was updated in 2013 and Primary Care Dental Practices were advised of this through the issue of Professional Estates Letter (PEL) (13) 13 on 1 October 2013. The PEL (13) 13 advised General Dental Practitioners of the publication of the 2013 version of HTM 01-05 and the specific policy amendments to the guidance that apply in Northern Ireland.



RQIA reviewed the compliance of the decontamination aspect of HTM 01-05 in the 2013/2014 inspection year. The focus of the inspection for the 2014/2015 inspection year is cross infection control. A number of aspects of the decontamination section of HTM 01-05 have also been revisited.

A copy of the 2013 edition of HTM 01-05 Decontamination in primary dental care practices is available at the practice for staff reference. Staff are familiar with best practice guidance outlined in the document and audit compliance on an ongoing basis.

The practice has a policy and procedure in place for the prevention and management of blood-borne virus exposure, including management of spillages, sharps and inoculation incidents in accordance with national guidance. Review of documentation and discussion with Ms Rice and staff evidenced that appropriate arrangements are in place for the prevention and management of blood-borne virus exposure. Staff confirmed that they are aware of and are adhering to the practice policy in this regard. In general sharps management at the practice was observed to be in line with best practice guidance. A recommendation was made that in keeping with best practice guidance sharp containers should be wall mounted at the point of use.

The premises were clean and tidy and clutter was kept to a minimum. Satisfactory arrangements are in place for the cleaning of the general environment and dental equipment. It was observed that the floor coverings in some of the surgeries are not coved or sealed at the edges. A recommendation was made that the floor coverings in the clinical areas that are not coved at the edges must be sealed at the edges where they meet the walls and kicker boards of cabinetry.

The practice has a hand hygiene policy and procedure in place and staff demonstrated that good practice is adhered to in relation to hand hygiene. Dedicated hand washing basins are available in the appropriate locations. It was observed that the dedicated hand washing basins in the surgeries had plugs and overflows. A recommendation was made that the overflows in all dedicated hand washing basins must be blanked off using a stainless steel plate and sealed with antibacterial mastic, and the plugs removed. Information promoting hand hygiene is provided for staff and patients.

A written scheme for the prevention of legionella is available. Control measures for the prevention of legionella are in place with the exception of routine monitoring of sentinel water temperatures. A recommendation was made to implement monthly monitoring of the sentinel water temperatures, and retain records for inspection. Procedures are in place for the use, maintenance, service and repair of all medical devices. Observations made and discussion with Ms Rice and staff confirmed that dental unit water lines (DUWLs) are appropriately managed.

The practice has a policy and procedure in place for the use of personal protective equipment (PPE) and staff spoken with demonstrated awareness of this.

Observations made confirmed that PPE was readily available and used appropriately by staff.

Appropriate arrangements were in place for the management of general and clinical waste, including sharps. Waste was appropriately segregated and suitable arrangements were in place for the storage and collection of waste by a registered waste carrier. Relevant consignment notes are retained in the practice for at least three years.

A decontamination room separate from patient treatment areas and dedicated to the decontamination process is available. Appropriate validated equipment; including one washer disinfectant and two non-vacuum sterilisers have been provided to meet the practice requirements. Equipment log books evidenced that periodic tests are undertaken and recorded in keeping with HTM 01-05.

The evidence gathered through the inspection process concluded that O'Doherty Dental Care Limited is substantially compliant with this inspection theme.

Mr O'Doherty and Ms Rice confirmed on the submitted self-assessment that arrangements are in place for consultation with patients, at appropriate intervals, that feedback provided by patients has been used by the service to improve, and that results of the consultation have been made available to patients.

Four recommendations were made as a result of the announced inspection, details can be found in the main body of the report and the attached Quality Improvement Plan (QIP).

The inspector wishes to thank Mr O'Doherty and Ms Rice and staff for their helpful discussions, assistance and hospitality throughout the inspection process.

## 9.0 Follow-up on Previous Issues

No	Regulation Ref.	Requirements	Action taken - as confirmed during this inspection	Inspector's Validation of Compliance
1	15 (2) (b)	The ultrasonic cleaners should be validated and arrangements put in place to ensure annual revalidation thereafter.	<p>Ms Rice confirmed that following the previous inspection a decision was taken to decommission the ultrasonic cleaners. A dental nurse confirmed that ultrasonic cleaners are no longer used during the decontamination process.</p> <p>This requirement is no longer applicable.</p>	Not applicable
2	15 (3)	It is required that a validated washer disinfector of adequate capacity is installed to remove the need for the manual cleaning of dental instruments.	<p>Observation and review of documentation demonstrated that a washer disinfector was installed on the 28 February 2014. Review of documentation demonstrated that the washer disinfector was validated on commissioning. Discussion with two dental nurses demonstrated that all compatible reusable dental instruments are processed using the washer disinfector.</p> <p>This requirement has been addressed.</p>	Compliant

No	Minimum Standard Ref.	Recommendations	Action Taken – as confirmed during this inspection	Inspector's Validation of Compliance
1	13	The flooring in the decontamination room should be sealed at the edges where it meets the wall and where it meets the kicker boards of the cabinetry to prevent the accumulation of dust and dirt.	Observation demonstrated that the floor in the decontamination room has been sealed at the edges.  This recommendation has been addressed.	Compliant
	13	The use-by date should be marked on all wrapped sterilised instruments as opposed to the date processed as outlined in HTM 01-05.	Observation demonstrated that the date processed and use-by date is recorded on wrapped instruments.  This recommendation has been addressed.	Compliant
3	13	Result of the daily automatic control test for the non-vacuum sterilisers should be recorded.	Review of the pre-printed logbooks demonstrated that the results of the daily automatic control tests are recorded.  This recommendation has been addressed.	Compliant

## 10.0 Inspection Findings

### 10.1 Prevention of Blood-borne virus exposure

<p><b>STANDARD 13 – Prevention and Control of Infection (Safe and effective care)</b>  <b>The dental service takes every reasonable precaution to make sure you are not exposed to risk of infection.</b></p>
<p><b>Criteria Assessed:</b></p> <p><b>11.2</b> You receive care and treatment from a dental team (including temporary members) who have undergone appropriate checks before they start work in the service.</p> <p><b>13.2</b> Your dental service adheres to the appropriate infection control policies and procedures in line with current best practice and legislation.</p> <p><b>13.3</b> Your dental service has systems in place, including induction and ongoing training, to make sure these policies and procedures are known, and are being appropriately applied to the service at all times.</p>
<p><b>Inspection Findings:</b></p> <p>Mr O'Doherty and Ms Rice omitted to rate the practice arrangements for the prevention of blood-borne virus exposure on the submitted self-assessment.</p> <p>The practice has a policy and procedure in place for the prevention and management of blood-borne virus exposure, including management of spillages, sharps and inoculation incidents in accordance with national guidance.</p> <p>Review of documentation and discussion with staff evidenced that:</p> <ul style="list-style-type: none"> <li>• The prevention and management of blood-borne virus exposure is included in the staff induction programme;</li> <li>• Staff training has been provided for clinical staff;</li> <li>• All recently appointed staff have received an occupational health check; and</li> <li>• Records are retained regarding the Hepatitis B immunisation status of clinical staff.</li> </ul> <p>Discussion with staff confirmed that staff are aware of the policies and procedures in place for the prevention and management of blood-borne virus exposure.</p> <p>It was observed that sharps boxes for general clinical waste and pharmaceutical waste were available in the dental surgeries. Sharps boxes were observed to be free standing on the worktops, appropriately used, signed and dated on assembly and final closure. Used sharps are locked with the integral lock and stored ready for collection away from public access. A recommendation was made that in keeping with best practice guidance as outlined in HTM 07-01 sharps containers should be wall mounted at the point of use.</p> <p>Discussion with staff and review of documentation evidenced that arrangements are in place for the management of a sharps injury, including needle stick injury. Staff are aware of the actions to be taken in the event of a sharps injury.</p>

<p><b>Provider's overall assessment of the dental practice's compliance level against the standard assessed</b></p>	<p><b>No rating given</b></p>
<p><b>Inspector's overall assessment of the dental practice's compliance level against the standard assessed</b></p>	<p><b>Substantially compliant</b></p>

**10.2 Environmental design and cleaning**

<b>STANDARD 13 – Prevention and Control of Infection (Safe and effective care)</b> <b>The dental service takes every reasonable precaution to make sure you are not exposed to risk of infection.</b>	
<b>Criterion Assessed:</b> 13.1 Your dental service’s premises are clean.	
<b>Inspection Findings:</b>	
Mr O’Doherty and Ms Rice omitted to rate the practice arrangements for environmental design and cleaning on the submitted self-assessment.	
The practice has a policy and procedure in place for cleaning and maintaining the environment.	
The inspector undertook a tour of the premises which were found to be maintained to a good standard of cleanliness. Clinical and decontamination areas were tidy and uncluttered and work surfaces were intact and easy to clean. It was observed that the floor coverings in the decontamination room and one of the surgeries viewed are impervious and coved at the edges. However, the floor covering in a second surgery viewed was not coved or sealed at the edges. A recommendation was made that in keeping with best practice guidance as outlined in HTM 01-05 the floor coverings in the clinical areas that are not coved at the edges must be sealed at the edges where they meet the walls and kicker boards of cabinetry. Fixtures, fittings, dental chairs and equipment were free from damage, dust and visible dirt.	
Discussion with staff confirmed that appropriate arrangements are in place for cleaning including:	
<ul style="list-style-type: none"> <li>• Equipment surfaces, including the dental chair, are cleaned between each patient;</li> <li>• Daily cleaning of floors, cupboard doors and accessible high level surfaces;</li> <li>• Weekly/monthly cleaning schedule;</li> <li>• Cleaning equipment is colour coded;</li> <li>• Cleaning equipment is stored in a non-clinical area; and</li> <li>• Dirty water is disposed of at an appropriate location.</li> </ul>	
Discussion with staff and review of submitted questionnaires confirmed that staff had received relevant training to undertake their duties.	
The practice has a local policy and procedure for spillage in accordance with the Control of Substances Hazardous to Health (COSHH) and staff spoken with demonstrated awareness of this.	

<b>Provider’s overall assessment of the dental practice’s compliance level against the standard assessed</b>	<b>No rating given</b>
<b>Inspector’s overall assessment of the dental practice’s compliance level against the standard assessed</b>	<b>Substantially compliant</b>

### 10.3 Hand Hygiene

<p><b>STANDARD 13 – Prevention and Control of Infection (Safe and effective care)</b>  <b>The dental service takes every reasonable precaution to make sure you are not exposed to risk of infection.</b></p>
<p><b>Criteria Assessed:</b>  <b>13.2</b> Your dental service adheres to the appropriate infection control policies and procedures in line with current best practice and legislation.  <b>13.3</b> Your dental service has systems in place, including induction and ongoing training, to make sure these policies and procedures are known, and are being appropriately applied to the service at all times.</p>
<p><b>Inspection Findings:</b>  Mr O’Doherty and Ms Rice omitted to rate the practice arrangements for hand hygiene on the submitted self-assessment.</p> <p>The practice has a hand hygiene policy and procedure in place.</p> <p>Staff confirmed that hand hygiene is included in the induction programme and that hand hygiene training is updated periodically.</p> <p>Discussion with staff confirmed that hand hygiene is performed before and after each patient contact and at appropriate intervals. Observations made evidenced that clinical staff had short clean nails and jewellery such as wrist watches and stoned rings were not worn in keeping with good practice.</p> <p>Dedicated hand washing basins are available in the dental surgeries and the decontamination room and adequate supplies of liquid soap, paper towels and disinfectant rub/gel were available. It was observed that the dedicated hand washing basins in the surgeries had plugs and overflows. This was discussed with Ms Rice and a recommendation was made that the overflows in all dedicated hand washing basins must be blanked off using a stainless steel plate and sealed with antibacterial mastic, and the plugs removed. Staff confirmed that nail brushes and bar soap are not used in the hand hygiene process in keeping with good practice.</p> <p>The inspector observed that laminated posters promoting hand hygiene were on display in dental surgeries, and the decontamination room.</p>

<p><b>Provider’s overall assessment of the dental practice’s compliance level against the standard assessed</b></p>	<p><b>No rating given</b></p>
<p><b>Inspector’s overall assessment of the dental practice’s compliance level against the standard assessed</b></p>	<p><b>Substantially compliant</b></p>



## 10.4 Management of Dental Medical Devices

<p><b>STANDARD 13 – Prevention and Control of Infection (Safe and effective care)</b>  <b>The dental service takes every reasonable precaution to make sure you are not exposed to risk of infection.</b></p>
<p><b>Criterion Assessed:</b>  <b>13.4</b> Your dental service meets current best practice guidance on the decontamination of reusable dental and medical instruments.</p>
<p><b>Inspection Findings:</b></p> <p>Mr O’Doherty and Ms Rice omitted to rate the practice approach to the management of dental medical devices on the submitted self-assessment.</p> <p>The practice has an infection control policy that includes procedures for the use, maintenance, service and repair of all medical devices.</p> <p>The inspector reviewed the written scheme for the prevention of legionella contamination in water pipes and other water lines. Ms Rice confirmed that control measures for the prevention of legionella are in place with the exception of routine monitoring of sentinel water temperatures. A recommendation was made to implement monthly monitoring of the sentinel water temperatures, and retain records for inspection.</p> <p>Staff confirmed that impression materials, prosthetic and orthodontic appliances are decontaminated prior to despatch to laboratory and before being placed in the patient’s mouth.</p> <p>Observations made and discussion with Ms Rice and staff confirmed that DUWLs are appropriately managed. This includes that:</p> <ul style="list-style-type: none"> <li>• Filters are cleaned/replaced as per manufacturer’s instructions;</li> <li>• An independent bottled-water system is used to dispense distilled water to supply the DUWLs;</li> <li>• A single use sterile water source is used for irrigation in dental surgical procedures;</li> <li>• DUWLs are flushed at the start of each working day and between every patient;</li> <li>• DUWLs and handpieces are fitted with anti-retraction valves; and</li> <li>• DUWLs are purged using disinfectant as per manufacturer’s recommendations.</li> </ul>

<p><b>Provider’s overall assessment of the dental practice’s compliance level against the standard assessed</b></p>	<p><b>No rating given</b></p>
<p><b>Inspector’s overall assessment of the dental practice’s compliance level against the standard assessed</b></p>	<p><b>Substantially compliant</b></p>

## 10.5 Personal Protective Equipment

<p><b>STANDARD 13 – Prevention and Control of Infection (Safe and effective care)</b>  <b>The dental service takes every reasonable precaution to make sure you are not exposed to risk of infection.</b></p>
<p><b>Criterion Assessed:</b>  <b>13.2</b> Your dental service adheres to the appropriate infection control policies and procedures in line with current best practice and legislation.  <b>13.3</b> Your dental service has systems in place, including induction and ongoing training, to make sure these policies and procedures are known, and are being appropriately applied to the service at all times.</p>
<p><b>Inspection Findings:</b>  Mr O’Doherty and Ms Rice omitted to rate the practice approach to the management of personal protective equipment (PPE) on the submitted self-assessment.</p> <p>The practice has a policy and procedure in place for the use of PPE and staff spoken with demonstrated awareness of this. Staff confirmed that the use of PPE is included in the induction programme.</p> <p>Observations made and discussion with staff evidenced that PPE was readily available and in use in the practice.</p> <p>Discussion with staff confirmed that:</p> <ul style="list-style-type: none"> <li>• Hand hygiene is performed before donning and following the removal of disposable gloves;</li> <li>• Single use PPE is disposed of appropriately after each episode of patient care;</li> <li>• Heavy duty gloves are available for domestic cleaning and decontamination procedures where necessary; and</li> <li>• Eye protection for staff and patients is decontaminated after each episode.</li> </ul> <p>Staff confirmed that they were aware of the practice uniform policy.</p>

<p><b>Provider’s overall assessment of the dental practice’s compliance level against the standard assessed</b></p>	<p><b>No rating given</b></p>
<p><b>Inspector’s overall assessment of the dental practice’s compliance level against the standard assessed</b></p>	<p><b>Compliant</b></p>

**10.6 Waste**

<p><b>STANDARD 13 – Prevention and Control of Infection (Safe and effective care)</b>  <b>The dental service takes every reasonable precaution to make sure you are not exposed to risk of infection.</b></p>
<p><b>Criterion Assessed:</b>  <b>13.2</b> Your dental service adheres to the appropriate infection control policies and procedures in line with current best practice and legislation.  <b>13.3</b> Your dental service has systems in place, including induction and ongoing training, to make sure these policies and procedures are known, and are being appropriately applied to the service at all times..</p>
<p><b>Inspection Findings:</b>  Mr O’Doherty and Ms Rice omitted to rate the practice approach to the management of waste on the submitted self-assessment.</p> <p>The practice has a policy and procedure in place for the management and disposal of waste in keeping with HTM 07-01. Staff confirmed that the management of waste is included in the induction programme and that waste management training is updated periodically.</p> <p>Review of documentation confirmed that contracted arrangements are in place for the disposal of waste by a registered waste carrier and relevant consignment notes are retained in the practice for at least three years. HTM 07-01 recommends that waste audits should be undertaken periodically; this was discussed with Ms Rice who confirmed that waste audits are not undertaken. The inspector advised that in keeping with best practice guidance consideration should be given to implementing waste audits in the future.</p> <p>Observations made and discussion with staff confirmed that staff are aware of the different types of waste and appropriate disposal streams.</p> <p>Pedal operated bins are available throughout the practice.</p> <p>Appropriate arrangements are in place in the practice for the storage and collection of general and clinical waste, including sharps waste.</p> <p>The inspector observed adequate provision of sharps containers including those for pharmaceutical waste, throughout the practice. As discussed previously in section 10.1 of this report, a recommendation was made that sharps containers should be wall mounted at the point of use, where appropriate.</p>

<p><b>Provider’s overall assessment of the dental practice’s compliance level against the standard assessed</b></p>	<p><b>No rating given</b></p>
<p><b>Inspector’s overall assessment of the dental practice’s compliance level against the standard assessed</b></p>	<p><b>Compliant</b></p>

## 10.7 Decontamination

<p><b>STANDARD 13 – Prevention and Control of Infection (Safe and effective care)</b>  <b>The dental service takes every reasonable precaution to make sure you are not exposed to risk of infection.</b></p>
<p><b>Criterion Assessed:</b> 13.4          Your dental service meets current best practice guidance on the decontamination of reusable dental and medical instruments.</p>
<p><b>Inspection Findings:</b></p> <p>Mr O'Doherty and Ms Rice omitted to rate the decontamination arrangements of the practice on the submitted self-assessment.</p> <p>A decontamination room separate from patient treatment areas and dedicated to the decontamination process is available.</p> <p>Appropriate equipment, including a washer disinfectant and two non-vacuum sterilisers have been provided to meet the practice requirements.</p> <p>Review of documentation evidenced that equipment used in the decontamination process has been appropriately validated.</p> <p>Review of equipment log books evidenced that periodic tests are undertaken and recorded in keeping with HTM 01-05.</p>

<p><b>Provider's overall assessment of the dental practice's compliance level against the standard assessed</b></p>	<p><b>No rating given</b></p>
<p><b>Inspector's overall assessment of the dental practice's compliance level against the standard assessed</b></p>	<p><b>Compliant</b></p>

<p><b>Inspector's overall assessment of the dental practice's compliance level against the standard assessed</b></p>	<p><b>Compliance Level</b></p>
	<p><b>Substantially compliant</b></p>

## **11.0 Additional Areas Examined**

### **11.1 Staff Consultation/Questionnaires**

During the course of the inspection, the inspector spoke with two dental nurses. Questionnaires were also provided to staff prior to the inspection by the practice on behalf of RQIA. Seven were returned to RQIA within the timescale required.

Review of submitted questionnaires and discussion with staff evidenced that staff were knowledgeable regarding the inspection theme and that they have received training appropriate to their relevant roles. Staff confirmed that they are familiar with the practice policies and procedures and have received training in regards to hand hygiene, environmental cleaning, prevention and management of blood-borne exposure, management of spillages, sharps and inoculation injuries and the management of waste. Staff also confirmed that good quality, mild liquid soap, disinfectant rub/gel and hand creams are available for use and that sufficient supplies of personal protective equipment (PPE) are available. Clinical staff confirmed that they have been immunised against Hepatitis B.

### **11.2 Patient Consultation**

Mr O'Doherty and Ms Rice confirmed on the submitted self-assessment that arrangements are in place for consultation with patients, at appropriate intervals, that feedback provided by patients has been used by the service to improve, and that results of the consultation have been made available to patients.

The report detailing the findings of the most recent patient satisfaction survey was reviewed during the inspection. Ms Rice confirmed that the next patient satisfaction survey is scheduled to be undertaken during September 2014.

## 12.0 Quality Improvement Plan

The details of the Quality Improvement Plan appended to this report were discussed with Mr John O'Doherty, responsible individual and Ms Angela Rice, registered manager as part of the inspection process.

The timescales for completion commence from the date of inspection.

The registered provider / manager is required to record comments on the Quality Improvement Plan.

Matters to be addressed as a result of this inspection are set in the context of the current registration of your premises. The registration is not transferable so that in the event of any future application to alter, extend or to sell the premises the RQIA would apply standards current at the time of that application.

Enquiries relating to this report should be addressed to:

**Stephen O'Connor**  
**The Regulation and Quality Improvement Authority**  
**9th Floor**  
**Riverside Tower**  
**5 Lanyon Place**  
**Belfast**  
**BT1 3BT**

---

**Stephen O'Connor**  
**Inspector / Quality Reviewer**

---

**Date**



The Regulation and  
Quality Improvement  
Authority

## Quality Improvement Plan

### Announced Inspection

O'Doherty Dental Care Ltd

10 April 2014

The areas where the service needs to improve, as identified during this inspection visit, are detailed in the inspection report and Quality Improvement Plan.

The specific actions set out in the Quality Improvement Plan were discussed with Mr John Doherty, responsible individual and Ms Angela Rice, registered manager either during or after the inspection visit.

Any matters that require completion within 28 days of the inspection visit have also been set out in separate correspondence to the registered persons.

**Registered providers/managers should note that failure to comply with regulations may lead to further enforcement and/or prosecution action as set out in The HPSS (Quality, Improvement and Regulation) (Northern Ireland) Order 2003.**

It is the responsibility of the registered provider/manager to ensure that all requirements and recommendations contained within the Quality Improvement Plan are addressed within the specified timescales.

Matters to be addressed as a result of this inspection are set in the context of the current registration of your premises. The registration is not transferable so that in the event of any future application to alter, extend or to sell the premises the RQIA would apply standards current at the time of that application.

**RECOMMENDATIONS**

These recommendations are based on The Minimum Standards for Dental Care and Treatment (2011), research or recognised sources. They promote current good practice and if adopted by the registered person may enhance service, quality and delivery.

NO.	MINIMUM STANDARD REFERENCE	RECOMMENDATIONS	NUMBER OF TIMES STATED	DETAILS OF ACTION TAKEN BY REGISTERED PERSON(S)	TIMESCALE
1	13	Sharps containers should be wall mounted at the point of use, where appropriate.  <b>Ref: 10.1</b>	One	Sharps container in cupboard.	One month
2	13	The floor coverings in the clinical areas that are not covered at the edges must be sealed at the edges where they meet the walls and kicker boards of cabinetry.  <b>Ref: 10.2</b>	One	Silicone sealing	Two months
3	13	The overflows in all dedicated hand washing basins must be blanked off using a stainless steel plate and sealed with antibacterial mastic, and the plugs removed.  <b>Ref: 10.3</b>	One	Overflows blanked off - Plugs removed	One month
4	13	As recommended in the legionella risk assessment, implement monthly monitoring of the sentinel water temperatures, and retain records for inspection.  <b>Ref: 10.4</b>	One	Policy implemented	Immediate and on-going



The registered provider/manager is required to detail the action taken, or to be taken, in response to the issues raised in the Quality Improvement Plan. The Quality Improvement Plan is then to be signed below by the registered provider and registered manager and returned to:

Stephen O'Connor  
 The Regulation and Quality Improvement Authority  
 9th floor  
 Riverside Tower  
 5 Lanyon Place  
 Belfast  
 BT1 3BT

SIGNED: 


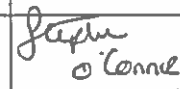
NAME: JOHN O'DOHERTY  
 Registered Provider

DATE 30.5.14

SIGNED: 


NAME: ANGELA RICE  
 Registered Manager

DATE 30.5.14

QIP Position Based on Comments from Registered Persons		Yes	No	Inspector	Date
A	Quality Improvement Plan response assessed by inspector as acceptable	✓			24.06.14
B	Further information requested from provider		✓		24.06.14



The Regulation and  
Quality Improvement  
Authority



**Self Assessment audit tool of compliance with  
HTM01-05 - Decontamination - Cross Infection Control**

Name of practice: O'Doherty Dental Care Limited  
RQIA ID: 11634  
Name of inspector: Stephen O'Connor

**This self-assessment tool should be completed in reflection of the current decontamination and cross infection control arrangements in your practice.**

**THE REGULATION AND QUALITY IMPROVEMENT AUTHORITY**  
9th floor Riverside Tower, 5 Lanyon Place, Belfast, BT1 3BT  
Tel: 028 9051 7500 Fax: 028 9051 7501

<p><b>1.7</b> Are in-use sharps containers labelled with date, locality and a signature?</p>	<input checked="" type="checkbox"/>	<input type="checkbox"/>	<input type="checkbox"/>
<p><b>1.8</b> Are sharps containers replaced when filled to the indicator mark?</p>	<input checked="" type="checkbox"/>	<input type="checkbox"/>	<input type="checkbox"/>
<p><b>1.9</b> Are sharps containers locked with the integral lock when filled to the indicator mark? Then dated and signed?</p>	<input checked="" type="checkbox"/>	<input type="checkbox"/>	<input type="checkbox"/>
<p><b>1.10</b> Are full sharps containers stored in a secure facility away from public access?</p>	<input checked="" type="checkbox"/>	<input type="checkbox"/>	<input type="checkbox"/>
<p><b>1.11</b> Are sharps containers available at the point of use and positioned safely (e.g. wall mounted)?</p>	<input checked="" type="checkbox"/>	<input type="checkbox"/>	<input type="checkbox"/>
<p><b>1.12</b> Is there a readily-accessible protocol in place that ensures staff are dealt with in accordance with national guidance in the event of blood-borne virus exposure? (2.6)</p>	<input checked="" type="checkbox"/>	<input type="checkbox"/>	<input type="checkbox"/>
<p><b>1.13</b> Are inoculation injuries recorded?</p>	<input checked="" type="checkbox"/>	<input type="checkbox"/>	<input type="checkbox"/>
<p><b>1.14</b> Are disposable needles and disposable syringes discarded as a single unit?</p>	<input checked="" type="checkbox"/>	<input type="checkbox"/>	<input type="checkbox"/>
<p>Provider's level of compliance</p>			<p>Provider to complete</p>

<b>2 Environmental design and cleaning</b>			
<b>Inspection criteria</b>	<b>Yes</b>	<b>No</b>	<b>If NO provide rationale and actions to be taken with timescales to achieve compliance with HTM 01-05.</b>
<b>2.1 Does the practice have a policy and procedure for cleaning and maintaining the environment? (2.6, 6.54)</b>	✓		
<b>2.2 Have staff undertaking cleaning duties been fully trained to undertake such duties? (6.55)</b>	✓		
<b>2.3 Is the overall appearance of the clinical and decontamination environment tidy and uncluttered? (5.6)</b>	✓		
<b>2.4 Is the dental chair cleaned between each patient? (6.46, 6.62)</b>	✓		
<b>2.5 Is the dental chair free from rips or tears? (6.62)</b>	✓		
<b>2.6 Are all surfaces i.e. walls, floors, ceilings, fixtures and fittings and chairs free from damage and abrasion? (6.38)</b>	✓		
<b>2.7 Are all work-surface joints intact, seamless, with no visible damage? (6.46, 6.47)</b>	✓		
<b>2.8 Are all surfaces i.e. walls, floors, ceilings, fixtures and fittings and chairs free from dust and visible dirt? (6.38)</b>	✓		
<b>2.9 Are the surfaces of accessible ventilation fittings/grills cleaned at a minimum weekly? (6.64)</b>	✓		
<b>2.10 Are all surfaces including flooring in clinical and decontamination areas impervious and easy to clean? (6.46, 6.64)</b>	✓		

<p><b>2.11 Do all floor coverings in clinical and decontamination areas have coved edges that are sealed and impervious to moisture? (6.47)</b></p>	<p><input checked="" type="checkbox"/></p>	<p><input type="checkbox"/></p>	<p><input type="checkbox"/></p>
<p><b>2.12 Are keyboard covers or "easy-clean" waterproof keyboards used in clinical areas? (6.66)</b></p>	<p><input checked="" type="checkbox"/></p>	<p><input type="checkbox"/></p>	<p><input type="checkbox"/></p>
<p><b>2.13 Are toys provided easily cleaned? (6.73)</b></p>	<p><input checked="" type="checkbox"/></p>	<p><input type="checkbox"/></p>	<p><input type="checkbox"/></p>
<p><b>2.14 Confirm free standing or ceiling mounted fans are not used in clinical/ decontamination areas? (6.40)</b></p>	<p><input checked="" type="checkbox"/></p>	<p><input type="checkbox"/></p>	<p><input type="checkbox"/></p>
<p><b>2.15 Is cleaning equipment colour-coded, in accordance with the National Patient Safety Agency recommendations as detailed in HTM 01-05? (6.53)</b></p>	<p><input checked="" type="checkbox"/></p>	<p><input type="checkbox"/></p>	<p><input type="checkbox"/></p>
<p><b>2.16 Is cleaning equipment stored in a non-clinical area? (6.60)</b></p>	<p><input checked="" type="checkbox"/></p>	<p><input type="checkbox"/></p>	<p><input type="checkbox"/></p>
<p><b>2.17 Where disposable single-use covers are used, are they discarded after each patient contact? (6.65)</b></p>	<p><input checked="" type="checkbox"/></p>	<p><input type="checkbox"/></p>	<p><input type="checkbox"/></p>
<p><b>2.18 Are the surfaces of equipment cleaned between each patient (E.g. work surfaces, dental chairs, curing lamps, delivery units, inspection handles and lights, spittoons, external surface of aspirator and X-ray heads)? (6.62)</b></p>	<p><input checked="" type="checkbox"/></p>	<p><input type="checkbox"/></p>	<p><input type="checkbox"/></p>
<p><b>2.19 Are all taps, drainage points, splash backs, sinks, aspirators, drains, spittoons, cleaned after every session with a surfactant/detergent? (6.63)</b></p>	<p><input checked="" type="checkbox"/></p>	<p><input type="checkbox"/></p>	<p><input type="checkbox"/></p>
<p><b>2.20 Are floors, cupboard doors and accessible high level surfaces and floors cleaned daily? (6.63)</b></p>	<p><input checked="" type="checkbox"/></p>	<p><input type="checkbox"/></p>	<p><input type="checkbox"/></p>

<p><b>2.21</b> Is there a designated area for the disposal of dirty water, which is outside the kitchen, clinical and decontamination areas; for example toilet, drain or slop-hopper (slop hopper is a device used for the disposal of liquid or solid waste)?</p>	<input checked="" type="checkbox"/>	<input type="checkbox"/>	<input type="checkbox"/>
<p><b>2.22</b> Does the practice have a local policy and procedure/s for spillage in accordance with COSHH? (2.4d, 2.6)</p>	<input checked="" type="checkbox"/>	<input type="checkbox"/>	<input type="checkbox"/>
<p>Provider's level of compliance</p>			<p>Provider to complete</p>

<b>3 Hand hygiene</b>			
<b>Inspection criteria</b>	<b>Yes</b>	<b>No</b>	<b>If NO provide rationale and actions to be taken with timescales to achieve compliance with HTM 01-05.</b>
3.1 Does the practice have a local policy and procedure for hand hygiene? (2.6 Appendix 1)	✓		
3.2 Is hand hygiene an integral part of staff induction? (6.3)	✓		
3.3 Is hand hygiene training provided periodically throughout the year? (1.22, 6.3)	✓		
3.4 Is hand hygiene carried out before and after every new patient contact? (Appendix 1)	✓		
3.5 Is hand hygiene performed before donning and following the removal of gloves? (6.4, Appendix 1)	✓		
3.6 Do all staff involved in any clinical and decontamination procedures have short nails that are clean and free from nail extensions and varnish? (6.8, 6.23, Appendix 1)	✓		
3.7 Do all clinical and decontamination staff remove wrist watches, wrist jewellery, rings with stones during clinical and decontamination procedures? (6.9, 6.22)	✓		
3.8 Are there laminated or wipe-clean posters promoting hand hygiene on display? (6.12)	✓		
3.9 Is there a separate dedicated hand basin provided for hand hygiene in each surgery where clinical practice takes place? (2.4g, 6.10)	✓		

<p><b>3.10</b> Is there a separate dedicated hand basin available in each room where the decontamination of equipment takes place? (2.4u, 5.7, 6.10)</p>	<input checked="" type="checkbox"/>	<input type="checkbox"/>	<input type="checkbox"/>
<p><b>3.11</b> Are wash-hand basins free from equipment and other utility items? (2.4g, 5.7)</p>	<input checked="" type="checkbox"/>	<input type="checkbox"/>	<input type="checkbox"/>
<p><b>3.12</b> Are hand hygiene facilities clean and intact (check sinks taps, splash backs, soap and paper towel dispensers)? (6.11, 6.63)</p>	<input checked="" type="checkbox"/>	<input type="checkbox"/>	<input type="checkbox"/>
<p><b>3.13</b> Do the hand washing basins provided in clinical and decontamination areas have :</p> <ul style="list-style-type: none"> <li>• no plug; and</li> <li>• no overflow.</li> </ul> <p>Lever operated or sensor operated taps.(6.10)</p>	<input checked="" type="checkbox"/>	<input type="checkbox"/>	<input type="checkbox"/>
<p><b>3.14</b> Confirm nailbrushes are not used at wash-hand basins? (Appendix 1)</p>	<input checked="" type="checkbox"/>	<input type="checkbox"/>	<input type="checkbox"/>
<p><b>3.15</b> Is there good quality, mild liquid soap dispensed from single-use cartridge or containers available at each wash-hand basin?</p> <p>Bar soap should not be used. (6.5, Appendix 1)</p>	<input checked="" type="checkbox"/>	<input type="checkbox"/>	<input type="checkbox"/>
<p><b>3.16</b> Is skin disinfectant rub/gel available at the point of care? (Appendix 1)</p>	<input checked="" type="checkbox"/>	<input type="checkbox"/>	<input type="checkbox"/>
<p><b>3.17</b> Are good quality disposable absorbent paper towels used at all wash-hand basins? (6.6, Appendix 1)</p>	<input checked="" type="checkbox"/>	<input type="checkbox"/>	<input type="checkbox"/>



<b>3.18 Are hand-cream dispensers with disposable cartridges available for all clinical and decontamination staff? (6.7, Appendix 1)</b>	<input checked="" type="checkbox"/>	<input type="checkbox"/>	<input type="checkbox"/>
<b>Provider's level of compliance</b>			<b>Provider to complete</b>

<b>4 Management of dental medical devices</b>			
<b>Inspection criteria</b>	<b>Yes</b>	<b>No</b>	<b>If NO provide rationale and actions to be taken with timescales to achieve compliance with HTM 01-05.</b>
4.1 Does the practice have an infection control policy that includes procedures for the use, maintenance, service and repair of all medical devices? (1.18, 2.4a, 2.6, 2.7, 3.54)	✓		
4.2 Has the practice carried out a risk assessment for legionella under the Health and Safety Commission's "Legionnaires' disease - the control of legionella bacteria in water systems Approved Code of Practice and Guidance" (also known as L8)? (6.75-6.90, 19.0)	✓		
4.3 Has the practice a written scheme for prevention of legionella contamination in water pipes and other water lines?(6.75, 19.2)	✓		
4.4 Impression material, prosthetic and orthodontic appliances: Are impression materials, prosthetic and orthodontic appliances decontaminated in the surgery prior to despatch to laboratory in accordance with manufacturer's instructions?(7.0)	✓		
4.5 Impression material, prosthetic and orthodontic appliances: Are prosthetic and orthodontic appliances decontaminated before being placed in the patient's mouth? (7.1b)	✓		
4.6 Dental Unit Water lines (DUWLs): Are in-line filters cleaned/replaced as per manufacturer's instructions?(6.89, 6.90)	✓		

<p><b>4.7 Dental Unit Water lines (DUWLs):</b> Is there an independent bottled-water system used to dispense distilled, reverse osmosis (RO) or sterile water to supply the DUWL? (6.84)</p>	<input type="checkbox"/> <input checked="" type="checkbox"/>	<input type="checkbox"/> <input type="checkbox"/>	<input type="checkbox"/> <input type="checkbox"/>
<p><b>4.8 Dental Unit Water lines (DUWLs):</b> For dental surgical procedures involving irrigation; is a separate single-use sterile water source used for irrigation? (6.91)</p>	<input type="checkbox"/> <input checked="" type="checkbox"/>	<input type="checkbox"/> <input type="checkbox"/>	<input type="checkbox"/> <input type="checkbox"/>
<p><b>4.9 Dental Unit Water lines (DUWLs):</b> Are the DUWLs drained down at the end of every working day?(6.82)</p>	<input type="checkbox"/> <input checked="" type="checkbox"/>	<input type="checkbox"/> <input type="checkbox"/>	<input type="checkbox"/> <input type="checkbox"/>
<p><b>4.10 Dental Unit Water lines (DUWLs):</b> Are self-contained water bottles (bottled water system) removed, flushed with distilled or RO water and left open to the air for drying on a daily basis, and if necessary overnight, and in accordance with manufacturer's guidance? (6.83)</p>	<input type="checkbox"/> <input checked="" type="checkbox"/>	<input type="checkbox"/> <input type="checkbox"/>	<input type="checkbox"/> <input type="checkbox"/>
<p><b>4.11 Dental Unit Water lines (DUWLs):</b> Where bottled water systems are not used is there a physical air gap separating dental unit waterlines from mains water systems. (Type A)?(6.84)</p>	<input type="checkbox"/> <input checked="" type="checkbox"/>	<input type="checkbox"/> <input type="checkbox"/>	<input type="checkbox"/> <input type="checkbox"/>
<p><b>4.12 Dental Unit Water lines (DUWLs):</b> Are DUWLs flushed for a minimum of 2 minutes at start of each working day and for a minimum of 20-30 seconds between every patient? (6.85)</p>	<input type="checkbox"/> <input checked="" type="checkbox"/>	<input type="checkbox"/> <input type="checkbox"/>	<input type="checkbox"/> <input type="checkbox"/>
<p><b>4.13 Dental Unit Water lines (DUWLs):</b> Are all DUWL and hand pieces fitted with anti-retraction valves? (6.87)</p>	<input type="checkbox"/> <input checked="" type="checkbox"/>	<input type="checkbox"/> <input type="checkbox"/>	<input type="checkbox"/> <input type="checkbox"/>
<p><b>4.14 Dental Unit Water lines (DUWLs):</b> Are DUWLs either disposable or purged using manufacturer's recommended disinfectants? (6.84-6.86)</p>	<input type="checkbox"/> <input checked="" type="checkbox"/>	<input type="checkbox"/> <input type="checkbox"/>	<input type="checkbox"/> <input type="checkbox"/>

<b>4.15 Dental Unit Water lines (DUWLs): Are DUWL filters changed according to the manufacturer's guidelines? (6.89)</b>	<input checked="" type="checkbox"/>	<input type="checkbox"/>	<input type="checkbox"/>
<b>Provider's level of compliance</b>			<b>Provider to complete</b>

<b>5 Personal Protective Equipment</b>			
<b>Inspection criteria</b>	<b>Yes</b>	<b>No</b>	<b>If NO provide rationale and actions to be taken with timescales to achieve compliance with HTM 01-05.</b>
<b>5.1 Does the practice have a policy and procedures for the use of personal protective equipment? (2.6, 6.13)</b>	✓		
<b>5.2 Are staff trained in the use of personal protective equipment as part of the practice induction? (6.13)</b>	✓		
<b>5.3 Are powder-free CE marked gloves used in the practice? (6.20)</b>	✓		
<b>5.4 Are alternatives to latex gloves available? (6.19, 6.20)</b>	✓		
<b>5.5 Are all single-use PPE disposed of after each episode of patient care? (6.21, 6.25, 6.36c)</b>	✓		
<b>5.6 Is hand hygiene performed before donning and following the removal of gloves? (6.4 Appendix 1)</b>	✓		
<b>5.7 Are clean, heavy duty household gloves available for domestic cleaning and decontamination procedures where necessary? (6.23)</b>	✓		
<b>5.8 Are heavy-duty household gloves washed with detergent and hot water and left to dry after each use? (6.23)</b>	✓		
<b>5.9 Are heavy-duty household gloves replaced weekly or more frequently if worn or torn? (6.23)</b>	✓		

<p><b>5.10</b> Are disposable plastic aprons worn during all decontamination processes or clinical procedures where there is a risk that clothing/uniform may become contaminated? (6.14, 6.24-6.25)</p>	<input checked="" type="checkbox"/>	<input type="checkbox"/>	<input type="checkbox"/>
<p><b>5.11</b> Are single-use plastic aprons disposed of as clinical waste after each procedure? (6.25)</p>	<input checked="" type="checkbox"/>	<input type="checkbox"/>	<input type="checkbox"/>
<p><b>5.12</b> Are plastic aprons, goggles, masks or face shields used for any clinical and decontamination procedures where there is a danger of splashes? (6.14, 6.26-6.29)</p>	<input checked="" type="checkbox"/>	<input type="checkbox"/>	<input type="checkbox"/>
<p><b>5.13</b> Are masks disposed of as clinical waste after each use? (6.27, 6.36)</p>	<input checked="" type="checkbox"/>	<input type="checkbox"/>	<input type="checkbox"/>
<p><b>5.14</b> Are all items of PPE stored in accordance with manufacturers' instructions? (6.14)</p>	<input checked="" type="checkbox"/>	<input type="checkbox"/>	<input type="checkbox"/>
<p><b>5.15</b> Are uniforms worn by all staff changed at the end of each day and when visibly contaminated? (6.34)</p>	<input checked="" type="checkbox"/>	<input type="checkbox"/>	<input type="checkbox"/>
<p><b>5.16</b> Is eye protection for staff used during decontamination procedures cleaned after each session or sooner if visibly contaminated? (6.29)</p>	<input checked="" type="checkbox"/>	<input type="checkbox"/>	<input type="checkbox"/>
<p><b>5.17</b> Is eye protection provided for the patient and staff decontaminated after each episode of patient care? (6.29)</p>	<input checked="" type="checkbox"/>	<input type="checkbox"/>	<input type="checkbox"/>
<p>Provider's level of compliance</p>	<p>Provider to complete</p>		

<b>6 Waste</b>			
<b>Inspection criteria</b>	<b>Yes</b>	<b>No</b>	<b>If NO provide rationale and actions to be taken with timescales to achieve compliance with HTM 07-01.</b>
<b>6.1</b> Does the practice have a policy and procedure/s for the management and disposal of waste? (2.6, 6.1 (07-01) 6.4 (07-01))	✓		
<b>6.2</b> Have all staff attended induction and on-going training in the process of waste disposal? (1.22, 6.43 (07-01) 6.51 (07-01))	✓		
<b>6.3</b> Is there evidence that the waste contractor is a registered waste carrier? (6.87 (07-01) 6.90 (07-01))	✓		
<b>6.4</b> Are all disposable PPE disposed of as clinical waste? (6.26, 6.27, 6.36, HTM 07-01 PEL (13) 14)	✓		
<b>6.5</b> Are orange bags used for infectious Category B waste such as blooded swabs and blood contaminated gloves? (HTM 07-01, PEL (13) 14, 5.39 (07-01) Chapter 10 - Dental 12 (07-01))	✓		
<b>6.6</b> Are black/orange bags used for offensive/hygiene waste such as non-infectious recognisable healthcare waste e.g. gowns, tissues, non-contaminated gloves, X-ray film, etc, which are not contaminated with saliva, blood, medicines, chemicals or amalgam? (HTM 07-01, PEL (13) 14, 5.50 (07-01) Chapter 10-Dental 8 (07-01))	✓		
<b>6.8</b> Are black/clear bags used for domestic waste including paper towels? (HTM 07-01, PEL (13) 14, 5.51 (07-01))	✓		

<p><b>6.9</b> Are bins foot operated or sensor controlled, lidded and in good working order? (5.90 (07-01))</p>	<p><input checked="" type="checkbox"/></p>	<p><input type="checkbox"/></p>	<p><input type="checkbox"/></p>
<p><b>6.10</b> Are local anaesthetic cartridges and other Prescription Only Medicines (POMs) disposed of in yellow containers with a purple lid that conforms to BS 7320 (1990)/UN 3291? (HTM 07-01 PEL (13) 14, Chapter 10 - Dental 11 (07-01))</p>	<p><input checked="" type="checkbox"/></p>	<p><input type="checkbox"/></p>	<p><input type="checkbox"/></p>
<p><b>6.11</b> Are clinical waste sacks securely tied and sharps containers locked before disposal? (5.87 (07-01))</p>	<p><input checked="" type="checkbox"/></p>	<p><input type="checkbox"/></p>	<p><input type="checkbox"/></p>
<p><b>6.12</b> Are all clinical waste bags and sharps containers labelled before disposal? (5.23 (07-01), 5.25 (07-01))</p>	<p><input checked="" type="checkbox"/></p>	<p><input type="checkbox"/></p>	<p><input type="checkbox"/></p>
<p><b>6.13</b> Is waste awaiting collection stored in a safe and secure location away from the public within the practice premises? (5.33 (07-01), 5.96 (07-01))</p>	<p><input checked="" type="checkbox"/></p>	<p><input type="checkbox"/></p>	<p><input type="checkbox"/></p>
<p><b>6.14</b> Are all clinical waste bags fully described using the appropriate European Waste Catalogue (EWC) Codes as listed in HTM 07-01 (Safe Management of Healthcare Waste)?(3.32 (07-01))</p>	<p><input checked="" type="checkbox"/></p>	<p><input type="checkbox"/></p>	<p><input type="checkbox"/></p>
<p><b>6.15</b> Are all consignment notes for all hazardous waste retained for at least 3 years?(6.105 (07-01))</p>	<p><input checked="" type="checkbox"/></p>	<p><input type="checkbox"/></p>	<p><input type="checkbox"/></p>
<p><b>6.16</b> Has the practice been assured that a "duty of care" audit has been undertaken and recorded from producer to final disposal? (6.1 (07-01), 6.9 (07-01))</p>	<p><input checked="" type="checkbox"/></p>	<p><input type="checkbox"/></p>	<p><input type="checkbox"/></p>
<p><b>6.17</b> Is there evidence the practice is segregating waste in accordance with HTM 07-01? (5.86 (07-01), 5.88 (07-01), 4.18 (07-01))</p>	<p><input checked="" type="checkbox"/></p>	<p><input type="checkbox"/></p>	<p><input type="checkbox"/></p>
<p>Provider's level of compliance</p>	<p>Provider to complete</p>		



<b>7 Decontamination</b>			
<b>Inspection criteria</b>	<b>Yes</b>	<b>No</b>	<b>If NO provide rationale and actions to be taken with timescales to achieve compliance with HTM 01-05.</b>
<b>7.1</b> Does the practice have a room separate from the patient treatment area, dedicated to decontamination meeting best practice standards? (5.3–5.8)	<input checked="" type="checkbox"/>	<input type="checkbox"/>	
<b>7.2</b> Does the practice have washer disinfector(s) in sufficient numbers to meet the practice requirements? (PEL(13)13)	<input checked="" type="checkbox"/>	<input type="checkbox"/>	
<b>7.3</b> Are all reusable instruments being disinfected using the washer disinfector? (PEL(13)13)	<input checked="" type="checkbox"/>	<input type="checkbox"/>	
<b>7.4</b> Does the practice have steam sterilisers in sufficient numbers to meet the practice requirements?	<input checked="" type="checkbox"/>	<input type="checkbox"/>	
<b>7.5 a</b> Has all equipment used in the decontamination process been validated?	<input checked="" type="checkbox"/>	<input type="checkbox"/>	
<b>7.5 b</b> Are arrangements in place to ensure that all equipment is validated annually? (1.9, 11.1, 11.6, 12,13, 14.1, 14.2, 15.6)	<input checked="" type="checkbox"/>	<input type="checkbox"/>	
<b>7.6</b> Have separate log books been established for each piece of equipment?	<input checked="" type="checkbox"/>	<input type="checkbox"/>	
Does the log book contain all relevant information as outlined in HTM01-05? (11.9)	<input checked="" type="checkbox"/>	<input type="checkbox"/>	

<p><b>7.7 a</b> Are daily, weekly, monthly periodic tests undertaken and recorded in the log books as outlined in HTM 01-05? (12, 13, 14)</p>	<input type="checkbox"/> <input checked="" type="checkbox"/>	<input type="checkbox"/> <input type="checkbox"/>	<input type="checkbox"/> <input type="checkbox"/>
<p><b>7.7 b</b> Is there a system in place to record cycle parameters of equipment such as a data logger?</p>	<input type="checkbox"/> <input checked="" type="checkbox"/>	<input type="checkbox"/> <input type="checkbox"/>	<input type="checkbox"/> <input type="checkbox"/>
<p><b>Provider's level of compliance</b></p>			<p><b>Provider to complete</b></p>

## Appendix 1



Name of practice: O'Doherty Dental Care Limited

### Declaration on consultation with patients

The need for consultation with patients is outlined in The Independent Health Care Regulations (Northern Ireland) 2005, Regulation 17(3) and The Minimum Standards for Dental Care and Treatment 2011, Standard 9.

1 Do you have a system in place for consultation with patients, undertaken at appropriate intervals?

Yes

No

If no or other please give details:

2 If appropriate has the feedback provided by patients been used by the service to improve?

Yes

No

3 Are the results of the consultation made available to patients?

Yes

No