

Announced Inspection

Name of Establishment: Shore Road Dental Practice

Establishment ID No: 11688

Date of Inspection: 18 November 2014

Inspector's Name: Carmel McKeegan

Inspection No: 20706

The Regulation and Quality Improvement Authority
9th floor Riverside Tower, 5 Lanyon Place, Belfast, BT1 3BT
Tel: 028 9051 7500 Fax: 028 9051 7501

1.0 General Information

Name of establishment:	Shore Road Dental Practice
Address:	32 Shore Road Holywood BT18 9HX
Telephone number:	028 9042 7325
Registered organisation / registered provider:	Mrs Susan Nelson
Registered manager:	Mrs Susan Nelson
Person in charge of the establishment at the time of Inspection:	Mrs Susan Nelson
Registration category:	IH-DT
Type of service provision:	Private dental treatment
Maximum number of places registered: (dental chairs)	4
Date and type of previous inspection:	Announced Inspection 18 September 2013
Date and time of inspection:	18 November 2014 10:30–12:00
Name of inspector:	Carmel McKeegan

2.0 Introduction

The Regulation and Quality Improvement Authority (RQIA) is empowered under The Health and Personal Social Services (Quality, Improvement and Regulation) (Northern Ireland) Order 2003 to inspect dental practices providing private dental care and treatment. A minimum of one inspection per year is required.

This is a report of the announced inspection to assess the quality of services being provided. The report details the extent to which the standards measured during inspection were met.

3.0 Purpose of the Inspection

The purpose of this inspection was to consider whether the service provided to patients was in accordance with their assessed needs and preferences and was in compliance with legislative requirements, minimum standards and other good practice indicators. This was achieved through a process of analysis and evaluation of available evidence.

RQIA not only seeks to ensure that compliance with regulations and standards is met but also aims to use inspection to support providers in improving the quality of services. For this reason, inspection involves in-depth examination of an identified number of aspects of service provision.

The aims of the inspection were to examine the policies, practices and monitoring arrangements for the provision of dental care, and to determine the provider's compliance with the following:

- The HPSS (Quality, Improvement and Regulation) (Northern Ireland) Order 2003;
- The Independent Health Care Regulations (Northern Ireland) 2005;
- The Regulation and Improvement Authority (Independent Health Care) (Fees and Frequency of Inspections) (Amendment) Regulations (Northern Ireland) 2011;
- The Minimum Standards for Dental Care and Treatment 2011; and
- Health Technical Memorandum HTM 01-05: Decontamination in Primary Care Dental Practices and Professional Estates Letter (PEL) (13) 13.

Other published standards which guide best practice may also be referenced during the inspection process.

4.0 Methods/Process

Committed to a culture of learning, the RQIA has developed an approach which uses self-assessment, a critical tool for learning, as a method for preliminary assessment of achievement of the Minimum Standards.

The inspection process has three key parts; self-assessment (including completion of self-declaration), pre-inspection analysis and the inspection visit by the inspector.

Specific methods/processes used in this inspection include the following:

- a self-assessment was submitted prior to the inspection and has been analysed;
- discussion with Mrs Susan Nelson, registered provider;
- examination of relevant records;
- consultation with relevant staff;
- tour of the premises; and
- evaluation and feedback.

Any other information received by RQIA about this practice has also been considered by the inspector in preparing for this inspection.

5.0 Consultation Process

During the course of the inspection, the inspector spoke with staff on duty. Questionnaires were provided to staff prior to the inspection by the practice, on behalf of the RQIA to establish their views regarding the service. Matters raised by staff were addressed by the inspector during the course of this inspection:

	Number	
Discussion with staff	2	
Staff Questionnaires	11 issued	10 returned

Prior to the inspection the registered person/s were asked, in the form of a declaration, to confirm that they have a process in place for consulting with service users and that a summary of the findings has been made available. The consultation process may be reviewed during this inspection.

6.0 Inspection Focus

The inspection sought to establish the level of compliance achieved with respect to the selected DHSSPS Minimum Standards for Dental Care and Treatment and a thematic focus incorporating selected standards and good practice indicators. An assessment on the progress in relation to the issues raised during and since the previous inspection was also undertaken.

In 2012 the DHSSPS requested that RQIA make compliance with best practice in local decontamination, as outlined in HTM 01-05 Decontamination in Primary Care Dental Premises, a focus for the 2013/14 inspection year.

The DHSSPS and RQIA took the decision to review compliance with best practice over two years. The focus of the two years is as follows:

- Year 1 – Decontamination – 2013/14 inspection year
- Year 2 - Cross infection control – 2014/15 inspection year

Standard 13 – Prevention and Control of Infection [Safe and effective care]

The dental service takes every reasonable precaution to make sure you are not exposed to risk of infection.

The decontamination section of the Infection Prevention Society Audit tool, which has been endorsed by the Department of Health, was used as a framework for development of a self-assessment tool and for planned inspections during 2013/14.

The following sections of the 2013 edition of the Infection Prevention Society Audit tool, which has been endorsed by the Department of Health have been used as a framework for the development of a self-assessment tool and for planned inspections in 2014/15:

- Prevention of Blood-borne virus exposure;
- Environmental design and cleaning;
- Hand Hygiene;
- Management of Dental Medical Devices;
- Personal Protective Equipment; and
- Waste.

A number of aspects of the Decontamination section of the Audit tool have also been revisited.

RQIA have highlighted good practice guidance sources to service providers, making them available on our website where possible. Where appropriate, requirements will be made against legislation and recommendations will be made against DHSSPS Minimum Standards for Dental Care and Treatment (2011) and other recognised good practice guidance documents.

The registered provider/manager and the inspector have each rated the practice's compliance level against each section of the self-assessment.

The table below sets out the definitions that RQIA has used to categorise the service's performance:

Guidance - Compliance statements		
Compliance statement	Definition	Resulting Action in Inspection Report
0 - Not applicable		A reason must be clearly stated in the assessment contained within the inspection report.
1 - Unlikely to become compliant		A reason must be clearly stated in the assessment contained within the inspection report.
2 - Not compliant	Compliance could not be demonstrated by the date of the inspection.	In most situations this will result in a requirement or recommendation being made within the inspection report.
3 - Moving towards compliance	Compliance could not be demonstrated by the date of the inspection. However, the service could demonstrate a convincing plan for full compliance by the end of the Inspection year.	In most situations this will result in a requirement or recommendation being made within the inspection report.
4 – Substantially Compliant	Arrangements for compliance were demonstrated during the inspection. However, appropriate systems for regular monitoring, review and revision are not yet in place.	In most situations this will result in a recommendation, or in some circumstances a requirement, being made within the inspection report.
5 – Compliant	Arrangements for compliance were demonstrated during the inspection. There are appropriate systems in place for regular monitoring, review and any necessary revisions to be undertaken.	In most situations this will result in an area of good practice being identified and comment being made within the inspection report.

7.0 Profile of Service

Shore Road Dental Practice is located in a former residential building in the town centre of Holywood.

Limited on street car parking is available; however additional public car parking is available within a short walking distance.

The practice has been refurbished and adapted to provide four dental surgeries, a waiting area, public toilets, decontamination room, staff room and storage facilities.

The practice is accessible for patients with a disability and both a ground floor surgery and disabled toilet are provided for patients.

Shore Road Dental Practice operates four dental chairs, providing both private and NHS dental care. Mrs Nelson works alongside three other registered dental practitioners who are supported by a team of staff including a dental hygienist, dental nurses and reception staff.

The practice is a training practice approved by the Northern Ireland Medical and Dental Training Agency (NIMDTA). A dental foundation year one (DF1) trainee is undergoing a current placement in the practice.

Mrs Nelson is the registered provider and manager of Shore Road Dental Practice following initial registration with RQIA on 5 July 2011.

The establishment's statement of purpose outlines the range of services provided.

The practice is registered as an independent hospital (IH) providing dental treatment (DT).

8.0 Summary of Inspection

This announced inspection of Shore Road Dental Practice was undertaken by Carmel McKeegan on 18 November 2104 between the hours of 10.30 and 12.00. Mrs Nelson, registered provider, was available during the inspection and for verbal feedback at the conclusion of the inspection.

The two requirements and three recommendations made as a result of the previous inspection were also examined. Observations and discussion demonstrated that both requirements and two recommendations were compliant. One recommendation relating to the decontamination of dental hand pieces was not compliant and is now stated as a requirement. The detail of the action taken by Mrs Nelson can be viewed in the section following this summary.

Prior to the inspection, Mrs Nelson completed a self-assessment using the standard criteria outlined in the theme inspected. Mrs Nelson omitted to rate the compliance levels against each criterion on the self-assessment form, however they were completed by Mrs Nelson during the inspection. The comments provided by Mrs Nelson in the self-assessment were not altered in any way by RQIA. The self-assessment is included as appendix one in this report.

During the course of the inspection the inspector met with two dental nurses, discussed operational issues, examined a selection of records and carried out a general inspection of the establishment.

Questionnaires were also issued to staff; ten were returned to RQIA within the timescale required. Review of submitted questionnaires and discussion with staff evidenced that staff were knowledgeable regarding the inspection theme and that they have received training appropriate to their relevant roles. Staff confirmed that they are familiar with the practice policies and procedures and have received infection prevention and control training. Clinical staff also confirmed that they have been immunised against Hepatitis B.

Inspection Theme – Cross infection control

Dental practices in Northern Ireland have been directed by the DHSSPS, that best practice recommendations in the Health Technical Memorandum (HTM) 01-05, Decontamination in primary care dental practices, along with Northern Ireland amendments, should have been fully implemented by November 2012. HTM 01-05 was updated in 2013 and Primary Care Dental Practices were advised of this through the issue of Professional Estates Letter (PEL) (13) 13 on 01 October 2013. The PEL (13) 13 advised General Dental Practitioners of the publication of the 2013 version of HTM 01-05 and the specific policy amendments to the guidance that apply in Northern Ireland.

RQIA reviewed the compliance of the decontamination aspect of HTM 01-05 in the 2013/2014 inspection year. The focus of the inspection for the 2014/2015 inspection year is cross infection control. A number of aspects of the decontamination section of HTM 01-05 have also been revisited.

A copy of the 2013 edition of HTM 01-05 Decontamination in primary dental care practices is available at the practice for staff reference. Staff are familiar with best practice guidance outlined in the document and audit compliance on an ongoing basis.

The practice has a policy and procedure in place for the prevention and management of blood-borne virus exposure, including management of spillages, sharps and inoculation incidents in accordance with national guidance. Review of documentation and discussion with Mrs Nelson and staff evidenced that appropriate arrangements are in place for the prevention and management of blood-borne virus exposure. Staff confirmed that they are aware of, and are adhering to, the practice policy in this regard. Sharps management at the practice was observed to be in line with best practice.

The premises were clean and tidy and clutter was kept to a minimum. Satisfactory arrangements are in place for the cleaning of the general environment and dental equipment. A recommendation was made that the floors in all clinical areas should be sealed at the edges where they meet the walls and the kicker boards of cabinetry.

The practice has a hand hygiene policy and procedure in place and staff demonstrated that good practice is adhered to in relation to hand hygiene.

Dedicated hand washing basins are available in the appropriate locations. A recommendation was made that overflows of stainless steel dedicated hand washing basins in clinical areas are blanked off with a stainless steel plate sealed with antibacterial mastic and that plugs are removed. Information promoting hand hygiene is provided for staff and patients.

A written scheme for the prevention of legionella is available. Procedures are in place for the use, maintenance, service and repair of all medical devices. Observations made and discussion with staff confirmed that dental unit water lines (DUWLs) are appropriately managed.

The practice has a policy and procedure in place for the use of personal protective equipment (PPE) and staff spoken with demonstrated awareness of this.

Observations made confirmed that PPE was readily available and used appropriately by staff.

Appropriate arrangements were in place for the management of general and clinical waste, including sharps. Waste was appropriately segregated, with the exception of pharmaceutical waste, and suitable arrangements were in place for the storage and collection of waste by a registered carrier. A recommendation was made that sharps boxes suitable for the disposal of pharmaceutical waste are provided and the management of waste policy and procedure should be reviewed to reflect practice policy on the management of pharmaceutical waste.

Relevant consignment notes were retained in the practice for at least three years.

A decontamination room separate from patient treatment areas and dedicated to the decontamination process is available. Appropriate validated equipment, including a washer disinfectant and three steam sterilisers have been provided to meet the practice requirements. Equipment logbooks evidenced that periodic tests are undertaken and recorded in keeping with HTM 01-05.

Arrangements are in place to ensure that both new and reusable dental instruments are appropriately cleaned, sterilised and stored following use in keeping with best practice as outlined in MHT 01-05, with the exception of dental hand pieces, which are not processed through the washer disinfectant. A requirement is made in this regard.

The evidence gathered through the inspection process concluded that Shore Road Dental Practice is substantially compliant with this inspection theme.

Mrs Nelson confirmed on the submitted self-assessment that arrangements are in place for consultation with patients, at appropriate intervals, that feedback provided by patients has been used by the service to improve, and that results of the consultation have been made available to patients.

One requirement and three recommendations were made as a result of the announced inspection, details can be found in the main body of the report and the attached Quality Improvement Plan (QIP).

The inspector wishes to thank Mrs Nelson and staff for their helpful discussions, assistance and hospitality throughout the inspection process.

9.0 Follow-up on Previous Issues

No	Regulation Ref.	Requirements	Action taken - as confirmed during this inspection	Inspector's Validation of Compliance
1	15(2)(b)	Confirmation should be provided to RQIA that the Statim steam steriliser has been validated in line with HTM01-05.	The inspector was able to confirm that a copy of the validation certificate had been forwarded to RQIA following the previous inspection. This requirement has been addressed.	Compliant
2	15(2)(a)	Log books should be established for each piece of equipment and contain the following information: <ul style="list-style-type: none"> • details of the machine and location; • commissioning report; • daily/weekly test record sheets; • quarterly test record sheets (as appropriate); • annual service/validation certification; • fault history; • process log; • record to show staff have been trained in correct use of the machine; and • relevant contacts e.g. service engineer. 	Discussion with Mrs Nelson, two dental nurses and review of relevant documentation confirmed that a separate log book record is maintained for each piece of equipment which contains all relevant information as outlined in HTM 01-05. This requirement has been addressed.	Compliant

No	Minimum Standard Ref.	Recommendations	Action Taken – as confirmed during this inspection	Inspector's Validation of Compliance
1	13.4	Hand pieces, if compatible, should be processed through the washer disinfectors prior to sterilisation. Staff should refer to the manufacturers guidelines for clarification.	<p>Discussion with Mrs Nelson and review of the practice arrangements for the decontamination of dental hand pieces confirmed that dental hand pieces are processed in a Kavo Quattrocare which disinfects and oils hand pieces prior to sterilisation; however this is not in keeping with best practice outlined in HTM 01-05 as this is not a validated automated decontamination process.</p> <p>This recommendation is assessed as not compliant and was discussed with Mrs Nelson. Further detail is provided in section 10.7 of this report.</p> <p>A requirement is now made in this regard.</p>	Not compliant
2	13.4	A formal manual cleaning procedure should be developed for the practice to guide and direct staff. The procedure should include the dilution strength of detergents, correct water temperature and introduction of long handled brushes.	<p>Review of documentation confirmed that a comprehensive written manual cleaning procedure was in place in the practice.</p> <p>This recommendation has been addressed.</p>	Compliant
3	13.4	A system should be put in place to upload the information from the washer disinfectors data logger to the practice computer on a regular basis.	<p>Discussion with Mrs Nelson and review of relevant documentation confirmed that information retained on machine data loggers is uploaded and checked monthly.</p> <p>This recommendation has been addressed.</p>	Compliant

10.0 Inspection Findings

10.1 Prevention of Blood-borne virus exposure

STANDARD 13 – Prevention and Control of Infection (Safe and effective care)

The dental service takes every reasonable precaution to make sure you are not exposed to risk of infection.

Criteria Assessed:

11.2 You receive care and treatment from a dental team (including temporary members) who have undergone appropriate checks before they start work in the service.

13.2 Your dental service adheres to the appropriate infection control policies and procedures in line with current best practice and legislation.

13.3 Your dental service has systems in place, including induction and ongoing training, to make sure these policies and procedures are known, and are being appropriately applied to the service at all times.

Inspection Findings:

Mrs Nelson rated the practice arrangements for the prevention of blood-borne virus exposure as compliant on the self-assessment.

The practice has a policy and procedure in place for the prevention and management of blood-borne virus exposure, including management of spillages, sharps and inoculation incidents in accordance with national guidance.

Review of documentation and discussion with Mrs Nelson and staff evidenced that:

- the prevention and management of blood-borne virus exposure is included in the staff induction programme;
- staff training has been provided for clinical staff;
- all recently appointed staff have received an occupational health check; and
- records are retained regarding the Hepatitis B immunisation status of clinical staff.

Discussion with staff confirmed that staff are aware of the policies and procedures in place for the prevention and management of blood-borne virus exposure.

Observations made and discussion with Mrs Nelson and staff evidenced that sharps are appropriately handled, with the exception of partially discharged local anaesthetic cartridges, which should be disposed of in purple lidded sharps boxes. A recommendation is made that purple lidded sharps boxes are provided and used for the disposal of pharmaceutical sharps waste. Sharps boxes are safely positioned to prevent unauthorised access, appropriately used, signed and dated on assembly and final closure. Used sharps boxes are locked with the integral lock and stored ready for collection away from public access.

Discussion with staff and review of documentation evidenced that arrangements are in place for the management of a sharps injury, including needle stick injury. Staff are aware of the actions to be taken in the event of a sharps injury.

Provider's overall assessment of the dental practice's compliance level against the standard assessed	Compliant
Inspector's overall assessment of the dental practice's compliance level against the standard assessed	Substantially compliant

10.2 Environmental design and cleaning

<p align="center">STANDARD 13 – Prevention and Control of Infection (Safe and effective care) The dental service takes every reasonable precaution to make sure you are not exposed to risk of infection.</p>
<p>Criterion Assessed: 13.1 Your dental service's premises are clean.</p>
<p>Inspection Findings:</p> <p>Mrs Nelson rated the practice arrangements for environmental design and cleaning as compliant on the self-assessment.</p> <p>The practice has a policy and procedure in place for cleaning and maintaining the environment.</p> <p>The inspector undertook a tour of the premises, including two of the four dental surgeries and the decontamination room; these areas were found to be maintained to a good standard of cleanliness. Clinical and decontamination areas were tidy and uncluttered and work surfaces were intact and easy to clean. Floor coverings are impervious; however they were not coved or sealed at the edges. This was discussed with Mrs Nelson and a recommendation was made that the floors in all clinical areas should be sealed at the edges where they meet the walls and the kicker boards of cabinetry. Fixtures, fittings, dental chairs and equipment were free from damage, dust and visible dirt.</p> <p>Discussion with staff confirmed that appropriate arrangements are in place for cleaning including:</p> <ul style="list-style-type: none"> • equipment surfaces, including the dental chair, are cleaned between each patient; • daily cleaning of floors, cupboard doors and accessible high level surfaces; • weekly/monthly cleaning schedule; • cleaning equipment is colour coded; • cleaning equipment is stored in a non-clinical area; and • dirty water is disposed of at an appropriate location. <p>Discussion with staff and review of submitted questionnaires confirmed that staff had received relevant training to undertake their duties.</p> <p>The practice has a local policy and procedure for spillage in accordance with the Control of Substances Hazardous to Health (COSHH) and staff spoken with demonstrated awareness of this.</p>

<p>Provider's overall assessment of the dental practice's compliance level against the standard assessed</p>	<p align="center">Compliant</p>
<p>Inspector's overall assessment of the dental practice's compliance level against the standard assessed</p>	<p align="center">Compliant</p>

10.3 Hand Hygiene

STANDARD 13 – Prevention and Control of Infection (Safe and effective care) The dental service takes every reasonable precaution to make sure you are not exposed to risk of infection.	
Criteria Assessed: 13.2 Your dental service adheres to the appropriate infection control policies and procedures in line with current best practice and legislation. 13.3 Your dental service has systems in place, including induction and ongoing training, to make sure these policies and procedures are known, and are being appropriately applied to the service at all times.	
Inspection Findings: <p>Mrs Nelson rated the practice arrangements for hand hygiene as compliant on the self-assessment.</p> <p>The practice has a hand hygiene policy and procedure in place.</p> <p>Staff confirmed that hand hygiene is included in the induction programme and that hand hygiene training is updated periodically.</p> <p>Discussion with staff confirmed that hand hygiene is performed before and after each patient contact and at appropriate intervals. Observations made evidenced that clinical staff had short clean nails and jewellery such as wrist watches and stoned rings were not worn in keeping with good practice.</p> <p>Dedicated hand washing basins are available in the dental surgeries and the decontamination room and adequate supplies of liquid soap, paper towels and disinfectant rub/gel were available.</p> <p>The stainless steel sink hand washing basins in the surgeries have an overflow, a recommendation was made that the overflow is blanked off with a stainless steel plate, sealed with antibacterial mastic and plugs are removed. Staff confirmed that nail brushes and bar soap are not used in the hand hygiene process in keeping with good practice.</p> <p>Laminated /wipe-clean posters promoting hand hygiene were on display in dental surgeries, the decontamination room and toilet facilities.</p>	

Provider's overall assessment of the dental practice's compliance level against the standard assessed	Compliant
Inspector's overall assessment of the dental practice's compliance level against the standard assessed	Substantially compliant

10.4 Management of Dental Medical Devices

STANDARD 13 – Prevention and Control of Infection (Safe and effective care) The dental service takes every reasonable precaution to make sure you are not exposed to risk of infection.	
Criterion Assessed: 13.4 Your dental service meets current best practice guidance on the decontamination of reusable dental and medical instruments.	
Inspection Findings:	
<p>Mrs Nelson rated the practice approach to the management of dental medical devices as compliant on the self-assessment.</p> <p>The practice has an infection control policy that includes procedures for the use, maintenance, service and repair of all medical devices.</p> <p>The inspector reviewed the written scheme for the prevention of legionella contamination in water pipes and other water lines and discussion with staff confirmed that this is adhered to.</p> <p>Mrs Nelson confirmed that impression materials, prosthetic and orthodontic appliances are decontaminated prior to despatch to laboratory and before being placed in the patient's mouth.</p> <p>Observations made and discussion with Mrs Nelson confirmed that DUWLs are appropriately managed. This includes that:</p> <ul style="list-style-type: none"> • filters are cleaned/replaced as per manufacturer's instructions; • an independent bottled-water system is used to dispense distilled water to supply the DUWLs; • self-contained water bottles are removed, flushed with distilled water and left open to the air for drying on a daily basis in accordance with manufacturer's guidance; • DUWLs are drained at the end of each working day; • DUWLs are flushed at the start of each working day and between every patient; • DUWLs and handpieces are fitted with anti-retraction valves; and • DUWLs are purged using disinfectant as per manufacturer's recommendations. 	

Provider's overall assessment of the dental practice's compliance level against the standard assessed	Compliant
Inspector's overall assessment of the dental practice's compliance level against the standard assessed	Compliant

10.5 Personal Protective Equipment

<p align="center">STANDARD 13 – Prevention and Control of Infection (Safe and effective care) The dental service takes every reasonable precaution to make sure you are not exposed to risk of infection.</p>
<p>Criterion Assessed: 13.2 Your dental service adheres to the appropriate infection control policies and procedures in line with current best practice and legislation. 13.3 Your dental service has systems in place, including induction and ongoing training, to make sure these policies and procedures are known, and are being appropriately applied to the service at all times.</p>
<p>Inspection Findings: Mrs Nelson rated the practice approach to the management of personal protective equipment (PPE) as compliant on the self-assessment.</p> <p>The practice has a policy and procedure in place for the use of PPE and staff spoken with demonstrated awareness of this. Staff confirmed that the use of PPE is included in the induction programme.</p> <p>Observations made and discussion with staff evidenced that PPE was readily available and in use in the practice.</p> <p>Discussion with staff confirmed that:</p> <ul style="list-style-type: none"> • hand hygiene is performed before donning and following the removal of disposable gloves; • single use PPE is disposed of appropriately after each episode of patient care; • heavy duty gloves are available for domestic cleaning and decontamination procedures where necessary; and • eye protection for staff and patients is decontaminated after each episode. <p>Staff confirmed that they were aware of the practice uniform policy.</p>

Provider's overall assessment of the dental practice's compliance level against the standard assessed	Compliant
Inspector's overall assessment of the dental practice's compliance level against the standard assessed	Compliant

10.6 Waste

STANDARD 13 – Prevention and Control of Infection (Safe and effective care) The dental service takes every reasonable precaution to make sure you are not exposed to risk of infection.	
Criterion Assessed: 13.2 Your dental service adheres to the appropriate infection control policies and procedures in line with current best practice and legislation. 13.3 Your dental service has systems in place, including induction and ongoing training, to make sure these policies and procedures are known, and are being appropriately applied to the service at all times..	
Inspection Findings: <p>Mrs Nelson rated the practice approach to the management of waste as compliant on the self-assessment.</p> <p>The practice has a policy and procedure in place for the management and disposal of waste in keeping with HTM 07-01. Staff confirmed that the management of waste is included in the induction programme and that waste management training is updated periodically.</p> <p>Review of documentation confirmed that contracted arrangements are in place for the disposal of waste by a registered waste carrier and relevant consignment notes are retained in the practice for at least three years.</p> <p>Observations made and discussion with staff confirmed that staff are aware of the different types of waste and appropriate disposal streams.</p> <p>Pedal operated bins are available throughout the practice.</p> <p>Appropriate arrangements are in place in the practice for the storage and collection of general and clinical waste, including sharps waste.</p> <p>The inspector observed adequate provision of orange lidded sharps boxes throughout the practice; however, as previously discussed, a recommendation was made that purple lidded sharps boxes should be provided and use for the disposal of pharmaceutical waste.</p> <p>Mrs Nelson should also review the management of waste policy and procedure to reflect practice policy on the management of pharmaceutical waste.</p>	

Provider's overall assessment of the dental practice's compliance level against the standard assessed	Compliant
Inspector's overall assessment of the dental practice's compliance level against the standard assessed	Substantially compliant

10.7 Decontamination

STANDARD 13 – Prevention and Control of Infection (Safe and effective care) The dental service takes every reasonable precaution to make sure you are not exposed to risk of infection.	
Criterion Assessed: 13.4 Your dental service meets current best practice guidance on the decontamination of reusable dental and medical instruments.	
Inspection Findings: Mrs Nelson rated the decontamination arrangements of the practice as compliant on the self-assessment. A decontamination room separate from patient treatment areas and dedicated to the decontamination process is available. Appropriate equipment, including a washer disinfecter, a Kavo Quattrocare and three steam sterilisers have been provided to meet the practice requirements. Discussion with Mrs Nelson confirmed that dental hand pieces are placed in the Kavo Quattrocare before being placed in the steam steriliser. Mrs Nelson was confident that the Kavo Quattrocare met with best practice in accordance with HTM01-05. Following the inspection the inspector sought clarification on the function of the Kavo Quattrocare and was given confirmation that this machine does not provide a validated automated decontamination process. The inspector contacted Mrs Nelson to confirm that the Kavo Quattrocare does not provide an automated validated decontamination process. It is required that dental hand pieces should be decontaminated in line with the manufacturer's instructions and any hand pieces which are compatible with the washer disinfecter should be decontaminated using this process. Review of documentation evidenced that equipment used in the decontamination process has been appropriately validated. Review of equipment logbooks evidenced that periodic tests are undertaken and recorded in keeping with HTM 01-05.	

Provider's overall assessment of the dental practice's compliance level against the standard assessed	Compliant
Inspector's overall assessment of the dental practice's compliance level against the standard assessed	Substantially compliant

Inspector's overall assessment of the dental practice's compliance level against the standard assessed	Compliance Level
	Substantially compliant

11.0 Additional Areas Examined

11.1 Staff Consultation/Questionnaires

During the course of the inspection, the inspector spoke with two dental nurses. Questionnaires were also provided to staff prior to the inspection by the practice on behalf of the RQIA. Ten were returned to RQIA within the timescale required.

Review of submitted questionnaires and discussion with staff evidenced that staff were knowledgeable regarding the inspection theme and that they have received training appropriate to their relevant roles. Staff confirmed that they are familiar with the practice policies and procedures and have received infection prevention and control training. Clinical staff also confirmed that they have been immunised against Hepatitis B.

11.2 Patient Consultation

Mrs Nelson confirmed on the submitted self-assessment that arrangements are in place for consultation with patients, at appropriate intervals, that feedback provided by patients has been used by the service to improve, and that results of the consultation have been made available to patients.

12.0 Quality Improvement Plan

The details of the Quality Improvement Plan appended to this report were discussed with Mrs Nelson as part of the inspection process.

The timescales for completion commence from the date of inspection.

The registered provider/manager is required to record comments on the Quality Improvement Plan.

Matters to be addressed as a result of this inspection are set in the context of the current registration of your premises. The registration is not transferable so that in the event of any future application to alter, extend or to sell the premises the RQIA would apply standards current at the time of that application.

Enquiries relating to this report should be addressed to:

Carmel McKeegan
The Regulation and Quality Improvement Authority
9th Floor
Riverside Tower
5 Lanyon Place
Belfast
BT1 3BT



**The Regulation and
Quality Improvement
Authority**



**Self Assessment audit tool of compliance with
HTM01-05 - Decontamination - Cross Infection Control**

Name of practice: Shore Road Dental Practice
RQIA ID: 11688
Name of inspector: Carmel McKeegan

This self-assessment tool should be completed in reflection of the current decontamination and cross infection control arrangements in your practice.

THE REGULATION AND QUALITY IMPROVEMENT AUTHORITY
9th floor Riverside Tower, 5 Lanyon Place, Belfast, BT1 3BT
Tel: 028 9051 7500 Fax: 028 9051 7501

1 Prevention of bloodborne virus exposure

Inspection criteria (Numbers in brackets reflect HTM 01-05/policy reference)	Yes	No	If NO provide rationale and actions to be taken with timescales to achieve compliance with HTM 01-05.
1.1 Does the practice have a policy and procedure/s in place for the prevention and management of blood borne virus exposure, including management of spillages, sharps and inoculation incidents in accordance with national guidance? (2.6)	✓		
1.2 Have all staff received training in relation to the prevention and management of blood-borne virus exposure? (1.22, 9.1, 9.5)	✓		
1.3 Have all staff at risk from sharps injuries received an Occupational Health check in relation to risk reduction in blood-borne virus transmission and general infection? (2.6)		✓	DIDN'T REAUSE OH WERE AVAILABLE FOR THIS SERVICE
1.4 Can decontamination and clinical staff demonstrate current immunisation with the hepatitis B vaccine e.g. documentation? (2.4s, 8.8)	✓		
1.5 Are chlorine-releasing agents available for blood /bodily fluid spillages and used as per manufacturer's instructions? (6.74)	✓		
1.6 Management of sharps Any references to sharps management should be read in conjunction with The Health and Safety (Sharp Instruments in Healthcare) Regulations (Northern Ireland) 2013 Are sharps containers correctly assembled?	✓		

1.7 Are in-use sharps containers labelled with date, locality and a signature?	✓		
1.8 Are sharps containers replaced when filled to the indicator mark?	✓		
1.9 Are sharps containers locked with the integral lock when filled to the indicator mark? Then dated and signed?	✓		
1.10 Are full sharps containers stored in a secure facility away from public access?	✓		
1.11 Are sharps containers available at the point of use and positioned safely (e.g. wall mounted)?	✓		
1.12 Is there a readily-accessible protocol in place that ensures staff are dealt with in accordance with national guidance in the event of blood-borne virus exposure? (2.6)	✓		
1.13 Are inoculation injuries recorded?	✓		
1.14 Are disposable needles and disposable syringes discarded as a single unit?	✓		
Provider's level of compliance			Provider to complete


2 Environmental design and cleaning			
Inspection criteria	Yes	No	If NO provide rationale and actions to be taken with timescales to achieve compliance with HTM 01-05.
2.1 Does the practice have a policy and procedure for cleaning and maintaining the environment? (2.6, 6.54)	✓		
2.2 Have staff undertaking cleaning duties been fully trained to undertake such duties? (6.55)	✓		
2.3 Is the overall appearance of the clinical and decontamination environment tidy and uncluttered? (5.6)	✓		
2.4 Is the dental chair cleaned between each patient? (6.46, 6.62)	✓		
2.5 Is the dental chair free from rips or tears? (6.62)	✓		
2.6 Are all surfaces i.e. walls, floors, ceilings, fixtures and fittings and chairs free from damage and abrasion? (6.38)	✓		
2.7 Are all work-surface joints intact, seamless, with no visible damage? (6.46, 6.47)	✓		
2.8 Are all surfaces i.e. walls, floors, ceilings, fixtures and fittings and chairs free from dust and visible dirt? (6.38)	✓		
2.9 Are the surfaces of accessible ventilation fittings/grills cleaned at a minimum weekly? (6.64)	✓		
2.10 Are all surfaces including flooring in clinical and decontamination areas impervious and easy to clean? (6.46, 6.64)	✓		

2.11 Do all floor coverings in clinical and decontamination areas have coved edges that are sealed and impervious to moisture? (6.47)	✓		
2.12 Are keyboard covers or "easy-clean" waterproof keyboards used in clinical areas? (6.66)	✓		
2.13 Are toys provided easily cleaned? (6.73)	✓		
2.14 Confirm free standing or ceiling mounted fans are not used in clinical/ decontamination areas? (6.40)	✓		
2.15 Is cleaning equipment colour-coded, in accordance with the National Patient Safety Agency recommendations as detailed in HTM 01-05? (6.53)	✓		
2.16 Is cleaning equipment stored in a non-clinical area? (6.60)	✓		
2.17 Where disposable single-use covers are used, are they discarded after each patient contact? (6.65)	✓		
2.18 Are the surfaces of equipment cleaned between each patient (E.g. work surfaces, dental chairs, curing lamps, delivery units, inspection handles and lights, spittoons, external surface of aspirator and X-ray heads)? (6.62)	✓		
2.19 Are all taps, drainage points, splash backs, sinks, aspirators, drains, spittoons, cleaned after every session with a surfactant/detergent? (6.63)	✓		
2.20 Are floors, cupboard doors and accessible high level surfaces and floors cleaned daily? (6.63)	✓		

2.21 Is there a designated area for the disposal of dirty water, which is outside the kitchen, clinical and decontamination areas; for example toilet, drain or slop-hopper (slop hopper is a device used for the disposal of liquid or solid waste)?	✓		
2.22 Does the practice have a local policy and procedure/s for spillage in accordance with COSHH? (2.4d, 2.6)	✓		
Provider's level of compliance			Provider to complete


3 Hand hygiene			
Inspection criteria	Yes	No	If NO provide rationale and actions to be taken with timescales to achieve compliance with HTM 01-05.
3.1 Does the practice have a local policy and procedure for hand hygiene? (2.6 Appendix 1)	✓		
3.2 Is hand hygiene an integral part of staff induction? (6.3)	✓		
3.3 Is hand hygiene training provided periodically throughout the year? (1.22, 6.3)	✓		
3.4 Is hand hygiene carried out before and after every new patient contact? (Appendix 1)	✓		
3.5 Is hand hygiene performed before donning and following the removal of gloves? (6.4, Appendix 1)	✓		
3.6 Do all staff involved in any clinical and decontamination procedures have short nails that are clean and free from nail extensions and varnish? (6.8, 6.23, Appendix 1)	✓		
3.7 Do all clinical and decontamination staff remove wrist watches, wrist jewellery, rings with stones during clinical and decontamination procedures? (6.9, 6.22)	✓		
3.8 Are there laminated or wipe-clean posters promoting hand hygiene on display? (6.12)	✓		
3.9 Is there a separate dedicated hand basin provided for hand hygiene in each surgery where clinical practice takes place? (2.4g, 6.10)	✓		

3.10 Is there a separate dedicated hand basin available in each room where the decontamination of equipment takes place? (2.4u, 5.7, 6.10)	✓		
3.11 Are wash-hand basins free from equipment and other utility items? (2.4g, 5.7)	✓		
3.12 Are hand hygiene facilities clean and intact (check sinks taps, splash backs, soap and paper towel dispensers)? (6.11, 6.63)	✓		
3.13 Do the hand washing basins provided in clinical and decontamination areas have : <ul style="list-style-type: none"> • no plug; and • no overflow. Lever operated or sensor operated taps.(6.10)	✓		
3.14 Confirm nailbrushes are not used at wash-hand basins? (Appendix 1)	✓		
3.15 Is there good quality, mild liquid soap dispensed from single-use cartridge or containers available at each wash-hand basin? Bar soap should not be used. (6.5, Appendix 1)	✓		
3.16 Is skin disinfectant rub/gel available at the point of care? (Appendix 1)	✓		
3.17 Are good quality disposable absorbent paper towels used at all wash-hand basins? (6.6, Appendix 1)	✓		

3.18 Are hand-cream dispensers with disposable cartridges available for all clinical and decontamination staff? (6.7, Appendix 1)			
Provider's level of compliance			Provider to complete

4 Management of dental medical devices			
Inspection criteria	Yes	No	If NO provide rationale and actions to be taken with timescales to achieve compliance with HTM 01-05.
4.1 Does the practice have an infection control policy that includes procedures for the use, maintenance, service and repair of all medical devices? (1.18, 2.4a, 2.6, 2.7, 3.54)	✓		
4.2 Has the practice carried out a risk assessment for legionella under the Health and Safety Commission's "Legionnaires' disease - the control of legionella bacteria in water systems Approved Code of Practice and Guidance" (also known as L8)? (6.75-6.90, 19.0)	✓		
4.3 Has the practice a written scheme for prevention of legionella contamination in water pipes and other water lines?(6.75, 19.2)	✓		
4.4 Impression material, prosthetic and orthodontic appliances: Are impression materials, prosthetic and orthodontic appliances decontaminated in the surgery prior to despatch to laboratory in accordance with manufacturer's instructions?(7.0)	✓		
4.5 Impression material, prosthetic and orthodontic appliances: Are prosthetic and orthodontic appliances decontaminated before being placed in the patient's mouth? (7.1b)	✓		
4.6 Dental Unit Water lines (DUWLs): Are in-line filters cleaned/replaced as per manufacturer's instructions?(6.89, 6.90)	✓		

4.7 Dental Unit Water lines (DUWLs): Is there an independent bottled-water system used to dispense distilled, reverse osmosis (RO) or sterile water to supply the DUWL? (6.84)	✓		
4.8 Dental Unit Water lines (DUWLs): For dental surgical procedures involving irrigation; is a separate single-use sterile water source used for irrigation? (6.91)	✓		
4.9 Dental Unit Water lines (DUWLs): Are the DUWLs drained down at the end of every working day?(6.82)	✓		
4.10 Dental Unit Water lines (DUWLs): Are self-contained water bottles (bottled water system) removed, flushed with distilled or RO water and left open to the air for drying on a daily basis, and if necessary overnight, and in accordance with manufacturer's guidance? (6.83)	✓		
4.11 Dental Unit Water lines (DUWLs): Where bottled water systems are not used is there a physical air gap separating dental unit waterlines from mains water systems. (Type A)?(6.84)	✓		
4.12 Dental Unit Water lines (DUWLs): Are DUWLs flushed for a minimum of 2 minutes at start of each working day and for a minimum of 20-30 seconds between every patient? (6.85)	✓		
4.13 Dental Unit Water lines (DUWLs): Are all DUWL and hand pieces fitted with anti-retraction valves? (6.87)	✓		
4.14 Dental Unit Water lines (DUWLs): Are DUWLs either disposable or purged using manufacturer's recommended disinfectants? (6.84-6.86)	✓		

4.15 Dental Unit Water lines (DUWLs): Are DUWL filters changed according to the manufacturer's guidelines? (6.89)			
Provider's level of compliance			Provider to complete

5 Personal Protective Equipment

Inspection criteria	Yes	No	If NO provide rationale and actions to be taken with timescales to achieve compliance with HTM 01-05.
5.1 Does the practice have a policy and procedures for the use of personal protective equipment? (2.6, 6.13)	✓		
5.2 Are staff trained in the use of personal protective equipment as part of the practice induction? (6.13)	✓		
5.3 Are powder-free CE marked gloves used in the practice? (6.20)	✓		
5.4 Are alternatives to latex gloves available? (6.19, 6.20)	✓		
5.5 Are all single-use PPE disposed of after each episode of patient care? (6.21, 6.25, 6.36c)	✓		
5.6 Is hand hygiene performed before donning and following the removal of gloves? (6.4 Appendix 1)	✓		
5.7 Are clean, heavy duty household gloves available for domestic cleaning and decontamination procedures where necessary? (6.23)	✓		
5.8 Are heavy-duty household gloves washed with detergent and hot water and left to dry after each use? (6.23)	✓		
5.9 Are heavy-duty household gloves replaced weekly or more frequently if worn or torn? (6.23)	✓		

5.10 Are disposable plastic aprons worn during all decontamination processes or clinical procedures where there is a risk that clothing/uniform may become contaminated? (6.14, 6.24-6.25)	✓		
5.11 Are single-use plastic aprons disposed of as clinical waste after each procedure? (6.25)	✓		
5.12 Are plastic aprons, goggles, masks or face shields used for any clinical and decontamination procedures where there is a danger of splashes? (6.14, 6.26-6.29)	✓		
5.13 Are masks disposed of as clinical waste after each use? (6.27, 6.36)	✓		
5.14 Are all items of PPE stored in accordance with manufacturers' instructions? (6.14)	✓		
5.15 Are uniforms worn by all staff changed at the end of each day and when visibly contaminated? (6.34)	✓		
5.16 Is eye protection for staff used during decontamination procedures cleaned after each session or sooner if visibly contaminated? (6.29)	✓		
5.17 Is eye protection provided for the patient and staff decontaminated after each episode of patient care? (6.29)	✓		
Provider's level of compliance			Provider to complete

6 Waste			
Inspection criteria	Yes	No	If NO provide rationale and actions to be taken with timescales to achieve compliance with HTM 07-01.
6.1 Does the practice have a policy and procedure/s for the management and disposal of waste? (2.6, 6.1 (07-01) 6.4 (07-01))	✓		
6.2 Have all staff attended induction and on-going training in the process of waste disposal? (1.22, 6.43 (07-01) 6.51 (07-01))	✓		
6.3 Is there evidence that the waste contractor is a registered waste carrier? (6.87 (07-01) 6.90 (07-01))	✓		
6.4 Are all disposable PPE disposed of as clinical waste? (6.26, 6.27, 6.36, HTM 07-01 PEL (13) 14)	✓		
6.5 Are orange bags used for infectious Category B waste such as blooded swabs and blood contaminated gloves? (HTM 07-01, PEL (13) 14, 5.39 (07-01) Chapter 10 - Dental 12 (07-01))	✓		
6.6 Are black/orange bags used for offensive/hygiene waste such as non-infectious recognisable healthcare waste e.g. gowns, tissues, non-contaminated gloves, X-ray film, etc, which are not contaminated with saliva, blood, medicines, chemicals or amalgam? (HTM 07-01, PEL (13) 14, 5.50 (07-01) Chapter 10-Dental 8 (07-01))	✓		
6.8 Are black/clear bags used for domestic waste including paper towels? (HTM 07-01, PEL (13) 14, 5.51 (07-01))	✓		

6.9 Are bins foot operated or sensor controlled, lidded and in good working order? (5.90 (07-01))	✓		
6.10 Are local anaesthetic cartridges and other Prescription Only Medicines (POMs) disposed of in yellow containers with a purple lid that conforms to BS 7320 (1990)/UN 3291? (HTM 07-01 PEL (13) 14, Chapter 10 - Dental 11 (07-01))	✓		
6.11 Are clinical waste sacks securely tied and sharps containers locked before disposal? (5.87 (07-01))	✓		
6.12 Are all clinical waste bags and sharps containers labelled before disposal? (5.23 (07-01), 5.25 (07-01))	✓		
6.13 Is waste awaiting collection stored in a safe and secure location away from the public within the practice premises? (5.33 (07-01), 5.96 (07-01))	✓		
6.14 Are all clinical waste bags fully described using the appropriate European Waste Catalogue (EWC) Codes as listed in HTM 07-01 (Safe Management of Healthcare Waste)?(3.32 (07-01))	✓		
6.15 Are all consignment notes for all hazardous waste retained for at least 3 years?(6.105 (07-01))	✓		
6.16 Has the practice been assured that a "duty of care" audit has been undertaken and recorded from producer to final disposal? (6.1 (07-01), 6.9 (07-01))		✓	
6.17 Is there evidence the practice is segregating waste in accordance with HTM 07-01? (5.86 (07-01), 5.88 (07-01), 4.18 (07-01))	✓		
Provider's level of compliance			Provider to complete

7 Decontamination			
Inspection criteria	Yes	No	If NO provide rationale and actions to be taken with timescales to achieve compliance with HTM 01-05.
7.1 Does the practice have a room separate from the patient treatment area, dedicated to decontamination meeting best practice standards? (5.3–5.8)	✓		
7.2 Does the practice have washer disinfector(s) in sufficient numbers to meet the practice requirements? (PEL(13)13)	✓		
7.3 Are all reusable instruments being disinfected using the washer disinfector? (PEL(13)13)	✓		
7.4 Does the practice have steam sterilisers in sufficient numbers to meet the practice requirements?	✓		
7.5 a Has all equipment used in the decontamination process been validated?	✓		
7.5 b Are arrangements in place to ensure that all equipment is validated annually? (1.9, 11.1, 11.6, 12.13, 14.1, 14.2, 15.6)			
7.6 Have separate log books been established for each piece of equipment?	✓		
Does the log book contain all relevant information as outlined in HTM01-05? (11.9)			

<p>7.7 a Are daily, weekly, monthly periodic tests undertaken and recorded in the log books as outlined in HTM 01-05? (12, 13, 14)</p> <p>7.7 b Is there a system in place to record cycle parameters of equipment such as a data logger?</p>	<p>✓</p> <p>✓</p>		
<p>Provider's level of compliance</p>			<p>Provider to complete</p>

<p>Please provide any comments you wish to add regarding good practice</p>
Empty space for comments

Appendix 1



Name of practice: Shore Road Dental Practice

Declaration on consultation with patients

The need for consultation with patients is outlined in The Independent Health Care Regulations (Northern Ireland) 2005, Regulation 17(3) and The Minimum Standards for Dental Care and Treatment 2011, Standard 9.

- 1 Do you have a system in place for consultation with patients, undertaken at appropriate intervals?

Yes

☒

No

☐

If no or other please give details:

- 2 If appropriate has the feedback provided by patients been used by the service to improve?

Yes

☒

No

☐

- 3 Are the results of the consultation made available to patients?

Yes

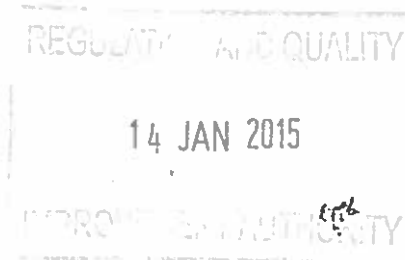
☒

No

☐



The Regulation and
Quality Improvement
Authority



Quality Improvement Plan

Announced Inspection

Shore Road Dental Practice

18 November 2014

The areas where the service needs to improve, as identified during this inspection visit, are detailed in the inspection report and Quality Improvement Plan.

The specific actions set out in the Quality Improvement Plan were discussed with Mrs Nelson either during or after the inspection visit.

Any matters that require completion within 28 days of the inspection visit have also been set out in separate correspondence to the registered persons.

Registered providers/managers should note that failure to comply with regulations may lead to further enforcement and/or prosecution action as set out in The HPSS (Quality, Improvement and Regulation) (Northern Ireland) Order 2003.

It is the responsibility of the registered provider/manager to ensure that all requirements and recommendations contained within the Quality Improvement Plan are addressed within the specified timescales.

Matters to be addressed as a result of this inspection are set in the context of the current registration of your premises. The registration is not transferable so that in the event of any future application to alter, extend or to sell the premises the RQIA would apply standards current at the time of that application.

STATUTORY REQUIREMENTS

This section outlines the actions which must be taken so that the registered person/s meets legislative requirements based on The HPSS (Quality, Improvement and Regulation) (Northern Ireland) Order 2003, and The Independent Health Care Regulations (NI) 2005 as amended.

NO.	REGULATION REFERENCE	REQUIREMENTS	NUMBER OF TIMES STATED	DETAILS OF ACTION TAKEN BY REGISTERED PERSON(S)	TIMESCALE
1	15(3)	Dental hand pieces should be decontaminated in line with the manufacturer's instructions and any hand pieces which are compatible with the washer disinfectors should be decontaminated using this process. Ref: 10.7	One	CHANGED WORKING PRACTICE INVESTIGATING PURCHASE OF D.A.C.	Immediate and on-going.

RECOMMENDATIONS

These recommendations are based on The Minimum Standards for Dental Care and Treatment (2011), research or recognised sources. They promote current good practice and if adopted by the registered person may enhance service, quality and delivery.

NO.	MINIMUM STANDARD REFERENCE	RECOMMENDATIONS	NUMBER OF TIMES STATED	DETAILS OF ACTION TAKEN BY REGISTERED PERSON(S)	TIMESCALE
1	13	The flooring in the clinical areas should be sealed where the skirting and cabinetry meets the flooring. Ref: 10.2	One	SEALED AREAS AS REQUESTED.	Three months
2	13	The overflows of dedicated hand washing basins should be blanked off with a stainless steel plate sealed with antibacterial mastic and plugs should be removed. Ref: 10.3	One	CONTACTED LOCAL PLUMBER RE STEEL PLATES. PLUGS REMOVED.	Three months
3	13	Sharps boxes suitable for the disposal of pharmaceutical waste should be provided. The management of waste policy and procedure should also be updated to state the dental practice's policy on the management of pharmaceutical waste. Ref: 10.1 and 10.6	One	SHARPS BOX WITH PURPLE LID NOW IN DECON ROOM. POLICY AMENDED	One month